




Asset List Report By Name

Reporting Currency: CAD

Adjustment Factor: 0%

Region Name: Phase 2 - Sun Country Health Region

Campus Name: Arcola Health Center

| Asset | Number | Age | Use | Size | Replacement Value | Cost/ Unit | FCI Cost | FCI | RI Cost | RI | Asset Primary Photo |
|-----------------------------------|--------|-----|----------------------------|-------|----------------------|---------------|-----------|------|-----------|------|---|
| Asset Type: Building | | | | | | | | | | | |
| Arcola Health Center | AHC | 56 | Medical - Clinic\Office | 1,888 | 7,048,198 | 3,733 | 2,328,946 | 0.33 | 2,451,655 | 0.35 |  |
| Subtotal for Building | | | | 1,888 | 7,048,198 | 3,733 | 2,328,946 | 0.33 | 2,451,655 | 0.35 | |
| Campus Name: Arcola Health Center | | | | | 7,048,198 | | 2,328,946 | 0.33 | 2,451,655 | 0.35 | |




Asset List Report By Name

Reporting Currency: CAD

Adjustment Factor: 0%

Region Name: Phase 2 - Sun Country Health Region

Campus Name: Bengough Health Center

| Asset | Number | Age | Use | Size | Replacement Value | Cost/ Unit | FCI Cost | FCI | RI Cost | RI | Asset Primary Photo |
|-------------------------------------|--------|-----|-----------------------------|-------|----------------------|---------------|-----------|------|-----------|------|---|
| Asset Type: Building | | | | | | | | | | | |
| Bengough Health Center | BHC | 47 | Long Term - Special Care | 1,645 | 7,075,189 | 4,301 | 2,013,132 | 0.28 | 2,028,362 | 0.29 |  |
| Subtotal for Building | | | | 1,645 | 7,075,189 | 4,301 | 2,013,132 | 0.28 | 2,028,362 | 0.29 | |
| Campus Name: Bengough Health Center | | | | | 7,075,189 | | 2,013,132 | 0.28 | 2,028,362 | 0.29 | |




Asset List Report By Name

Reporting Currency: CAD

Adjustment Factor: 0%

Region Name: Phase 2 - Sun Country Health Region

Campus Name: Carlyle Community Health Services

| Asset | Number | Age | Use | Size | Replacement Value | Cost/ Unit | FCI Cost | FCI | RI Cost | RI | Asset Primary Photo |
|--|--------|-----|-------------------------|------|----------------------|---------------|----------|------|---------|------|---|
| Asset Type: Building | | | | | | | | | | | |
| Carlyle Community Health Services | CCHS | 64 | Community Health Centre | 271 | 391,484 | 1,445 | 80,432 | 0.21 | 92,829 | 0.24 |  |
| Subtotal for Building | | | | 271 | 391,484 | 1,445 | 80,432 | 0.21 | 92,829 | 0.24 | |
| Campus Name: Carlyle Community Health Services | | | | | 391,484 | | 80,432 | 0.21 | 92,829 | 0.24 | |




Asset List Report By Name

Reporting Currency: CAD

Adjustment Factor: 0%

Region Name: Phase 2 - Sun Country Health Region

Campus Name: Carlyle Primary Health Clinic

| Asset | Number | Age | Use | Size | Replacement Value | Cost/ Unit | FCI Cost | FCI | RI Cost | RI | Asset Primary Photo |
|--|--------|-----|------------------------|------|----------------------|---------------|----------|------|---------|------|---|
| Asset Type: Building | | | | | | | | | | | |
| Carlyle Primary Health Clinic | CPHC | 54 | Primary Health Care | 245 | 935,681 | 3,819 | 69,809 | 0.07 | 100,818 | 0.11 |  |
| Subtotal for Building | | | | 245 | 935,681 | 3,819 | 69,809 | 0.07 | 100,818 | 0.11 | |
| Campus Name: Carlyle Primary Health Clinic | | | | | 935,681 | | 69,809 | 0.07 | 100,818 | 0.11 | |





Asset List Report By Name

Reporting Currency: CAD

Adjustment Factor: 0%

Region Name: Phase 2 - Sun Country Health Region

Campus Name: Coronach Health Center

| Asset | Number | Age | Use | Size | Replacement Value | Cost/ Unit | FCI Cost | FCI | RI Cost | RI | Asset Primary Photo |
|-------------------------------------|--------|-----|--------------------------|-------|-------------------|------------|-----------|------|-----------|------|---|
| Asset Type: Building | | | | | | | | | | | |
| Coronach Health Center - EMS Garage | CHC | 23 | Ambulance | 150 | 359,583 | 2,397 | 28,949 | 0.08 | 28,949 | 0.08 |  |
| Coronach Health Center | CHC | 23 | Long Term - Special Care | 1,826 | 8,242,159 | 4,514 | 1,130,499 | 0.14 | 1,154,682 | 0.14 |  |
| Subtotal for Building | | | | 1,976 | 8,601,741 | 4,353 | 1,159,449 | 0.13 | 1,183,631 | 0.14 | |
| Campus Name: Coronach Health Center | | | | | 8,601,741 | | 1,159,449 | 0.13 | 1,183,631 | 0.14 | |




Asset List Report By Name

Reporting Currency: CAD

Adjustment Factor: 0%

Region Name: Phase 2 - Sun Country Health Region

Campus Name: Estevan Regional Nursing Home

| Asset | Number | Age | Use | Size | Replacement Value | Cost/ Unit | FCI Cost | FCI | RI Cost | RI | Asset Primary Photo |
|--|--------|-----|-------------------|-------|----------------------|---------------|-----------|------|-----------|------|---|
| Asset Type: Building | | | | | | | | | | | |
| Estevan Regional Nursing Home | ERNH | 47 | Long Term Care | 2,203 | 9,849,464 | 4,471 | 3,923,680 | 0.40 | 4,289,433 | 0.44 |  |
| Subtotal for Building | | | | 2,203 | 9,849,464 | 4,471 | 3,923,680 | 0.40 | 4,289,433 | 0.44 | |
| Campus Name: Estevan Regional Nursing Home | | | | | 9,849,464 | | 3,923,680 | 0.40 | 4,289,433 | 0.44 | |




Asset List Report By Name

Reporting Currency: CAD

Adjustment Factor: 0%

Region Name: Phase 2 - Sun Country Health Region

Campus Name: Fillmore Union Health Center

| Asset | Number | Age | Use | Size | Replacement Value | Cost/ Unit | FCI Cost | FCI | RI Cost | RI | Asset Primary Photo |
|---|--------|-----|----------------|-------|-------------------|------------|-----------|------|-----------|------|---|
| Asset Type: Building | | | | | | | | | | | |
| Fillmore Union Health Center | FUHC | 27 | Long Term Care | 2,193 | 11,967,165 | 5,457 | 3,782,222 | 0.32 | 3,805,965 | 0.32 |  |
| Subtotal for Building | | | | 2,193 | 11,967,165 | 5,457 | 3,782,222 | 0.32 | 3,805,965 | 0.32 | |
| Campus Name: Fillmore Union Health Center | | | | | 11,967,165 | | 3,782,222 | 0.32 | 3,805,965 | 0.32 | |





Asset List Report By Name

Reporting Currency: CAD

Adjustment Factor: 0%

Region Name: Phase 2 - Sun Country Health Region

Campus Name: Gainsborough Health Center

| Asset | Number | Age | Use | Size | Replacement Value | Cost/ Unit | FCI Cost | FCI | RI Cost | RI | Asset Primary Photo |
|---|--------|-----|--------------------------|-------|-------------------|------------|-----------|------|-----------|------|---|
| Asset Type: Building | | | | | | | | | | | |
| Gainsborough Generator Building | GHC | 27 | Utility Plant | 35 | 170,450 | 4,870 | 58,572 | 0.34 | 61,319 | 0.36 |  |
| Gainsborough Health Center | GHC | 27 | Long Term - Special Care | 1,617 | 8,980,267 | 5,554 | 3,314,582 | 0.37 | 3,399,752 | 0.38 |  |
| Subtotal for Building | | | | 1,652 | 9,150,717 | 5,539 | 3,373,154 | 0.37 | 3,461,071 | 0.38 | |
| Campus Name: Gainsborough Health Center | | | | | 9,150,717 | | 3,373,154 | 0.37 | 3,461,071 | 0.38 | |





Asset List Report By Name

Reporting Currency: CAD

Adjustment Factor: 0%

Region Name: Phase 2 - Sun Country Health Region

Campus Name: Galloway Health Center


| Asset | Number | Age | Use | Size | Replacement Value | Cost/ Unit | FCI Cost | FCI | RI Cost | RI | Asset Primary Photo |
|-------------------------------------|--------|-----|--------------------------|-------|----------------------|---------------|-----------|------|-----------|------|---|
| Asset Type: Building | | | | | | | | | | | |
| Galloway Generator Building | GHC | 22 | Utility Plant | 25 | 153,291 | 6,132 | 6,070 | 0.04 | 6,070 | 0.04 |  |
| Galloway Health Center | GHC | 22 | Long Term - Special Care | 2,323 | 11,440,933 | 4,925 | 2,780,567 | 0.24 | 3,110,022 | 0.27 |  |
| Subtotal for Building | | | | 2,348 | 11,594,224 | 4,938 | 2,786,637 | 0.24 | 3,116,092 | 0.27 | |
| Campus Name: Galloway Health Center | | | | | 11,594,224 | | 2,786,637 | 0.24 | 3,116,092 | 0.27 | |

Reporting Currency: CAD

Adjustment Factor: 0%

Region Name: Phase 2 - Sun Country Health Region

Campus Name: Kipling Community Health Services

| Asset | Number | Age | Use | Size | Replacement Value | Cost/ Unit | FCI Cost | FCI | RI Cost | RI | Asset Primary Photo |
|---|--------|-----|-------------------------|------------|-------------------|--------------|---------------|-------------|---------------|-------------|---|
| Asset Type: Building | | | | | | | | | | | |
| Kipling Community Health Services | KCHS | 32 | Community Health Centre | 162 | 262,316 | 1,619 | 39,815 | 0.15 | 67,202 | 0.26 |  |
| Subtotal for Building | | | | 162 | 262,316 | 1,619 | 39,815 | 0.15 | 67,202 | 0.26 | |
| Campus Name: Kipling Community Health Services | | | | | 262,316 | | 39,815 | 0.15 | 67,202 | 0.26 | |




Asset List Report By Name

Reporting Currency: CAD

Adjustment Factor: 0%

Region Name: Phase 2 - Sun Country Health Region

Campus Name: Kipling Medical Clinic



| Asset | Number | Age | Use | Size | Replacement Value | Cost/ Unit | FCI Cost | FCI | RI Cost | RI | Asset Primary Photo |
|-------------------------------------|--------|-----|----------------------------|------|----------------------|---------------|----------|------|---------|------|---|
| Asset Type: Building | | | | | | | | | | | |
| Kipling Medical Clinic | KMC | 8 | Medical - Clinic\Office | 305 | 963,788 | 3,160 | 39,949 | 0.04 | 45,611 | 0.05 |  |
| Subtotal for Building | | | | 305 | 963,788 | 3,160 | 39,949 | 0.04 | 45,611 | 0.05 | |
| Campus Name: Kipling Medical Clinic | | | | | 963,788 | | 39,949 | 0.04 | 45,611 | 0.05 | |

Reporting Currency: CAD

Adjustment Factor: 0%

Region Name: Phase 2 - Sun Country Health Region

Campus Name: Kipling Memorial Health Center

| Asset | Number | Age | Use | Size | Replacement Value | Cost/ Unit | FCI Cost | FCI | RI Cost | RI | Asset Primary Photo |
|---|--------|-----|----------------|-------|-------------------|------------|-----------|------|-----------|------|---|
| Asset Type: Building | | | | | | | | | | | |
| Kipling Ambulance Garage | KMHC | 39 | Ambulance | 120 | 126,579 | 1,055 | 66,550 | 0.53 | 87,923 | 0.69 |  |
| Kipling Memorial Health Center | KMHC | 67 | Long Term Care | 1,980 | 9,125,943 | 4,609 | 4,453,466 | 0.49 | 4,616,032 | 0.51 |  |
| Subtotal for Building | | | | 2,100 | 9,252,522 | 4,406 | 4,520,017 | 0.49 | 4,703,955 | 0.51 | |
| Campus Name: Kipling Memorial Health Center | | | | | 9,252,522 | | 4,520,017 | 0.49 | 4,703,955 | 0.51 | |




Asset List Report By Name

Reporting Currency: CAD

Adjustment Factor: 0%

Region Name: Phase 2 - Sun Country Health Region

Campus Name: Lampman Health Center

| Asset | Number | Age | Use | Size | Replacement Value | Cost/ Unit | FCI Cost | FCI | RI Cost | RI | Asset Primary Photo |
|------------------------------------|--------|-----|-----------------------------|-------|----------------------|---------------|-----------|------|-----------|------|---|
| Asset Type: Building | | | | | | | | | | | |
| Lampman Health Center | LHC | 38 | Long Term - Special Care | 1,766 | 7,758,056 | 4,393 | 3,115,738 | 0.40 | 3,145,371 | 0.41 |  |
| Subtotal for Building | | | | 1,766 | 7,758,056 | 4,393 | 3,115,738 | 0.40 | 3,145,371 | 0.41 | |
| Campus Name: Lampman Health Center | | | | | 7,758,056 | | 3,115,738 | 0.40 | 3,145,371 | 0.41 | |





Asset List Report By Name

Reporting Currency: CAD

Adjustment Factor: 0%

Region Name: Phase 2 - Sun Country Health Region

Campus Name: Mainprize Manor Healthcare Corp.

| Asset | Number | Age | Use | Size | Replacement Value | Cost/ Unit | FCI Cost | FCI | RI Cost | RI | Asset Primary Photo |
|---|--------|-----|----------------|-------|-------------------|------------|-----------|------|-----------|------|---|
| Asset Type: Building | | | | | | | | | | | |
| Mainprize Garage/Generator/Storage | MMHC | 24 | Site Utility | 71 | 226,053 | 3,184 | 5,796 | 0.03 | 38,150 | 0.17 |  |
| Mainprize Manor Healthcare Corp. | MMHC | 24 | Long Term Care | 1,487 | 6,564,912 | 4,415 | 1,070,799 | 0.16 | 1,083,259 | 0.17 |  |
| Subtotal for Building | | | | 1,558 | 6,790,964 | 4,359 | 1,076,595 | 0.16 | 1,121,409 | 0.17 | |
| Campus Name: Mainprize Manor Healthcare Corp. | | | | | 6,790,964 | | 1,076,595 | 0.16 | 1,121,409 | 0.17 | |




Asset List Report By Name

Reporting Currency: CAD

Adjustment Factor: 0%

Region Name: Phase 2 - Sun Country Health Region

Campus Name: Maintenance Headquarters

| Asset | Number | Age | Use | Size | Replacement Value | Cost/ Unit | FCI Cost | FCI | RI Cost | RI | Asset Primary Photo |
|---|--------------|-----|---------------------------|------|----------------------|---------------|----------|------|---------|------|---|
| Asset Type: Building | | | | | | | | | | | |
| SCRHA Regional Maintenance Building | SCHR 0020 | 94 | Other - Admin Building | 800 | 2,115,393 | 2,644 | 317,685 | 0.15 | 367,391 | 0.17 |  |
| Subtotal for Building | | | | 800 | 2,115,393 | 2,644 | 317,685 | 0.15 | 367,391 | 0.17 | |
| Campus Name: Maintenance Headquarters | | | | | 2,115,393 | | 317,685 | 0.15 | 367,391 | 0.17 | |




Asset List Report By Name

Reporting Currency: CAD

Adjustment Factor: 0%

Region Name: Phase 2 - Sun Country Health Region

Campus Name: Maryfield Community Health Clinic

| Asset | Number | Age | Use | Size | Replacement Value | Cost/ Unit | FCI Cost | FCI | RI Cost | RI | Asset Primary Photo |
|--|--------|-----|----------------------------|------|----------------------|---------------|----------|------|---------|------|---|
| Asset Type: Building | | | | | | | | | | | |
| Maryfield Community Health Clinic | MMHC | 17 | Community Health Centre | 200 | 987,485 | 4,937 | 99,204 | 0.10 | 129,705 | 0.13 |  |
| Subtotal for Building | | | | 200 | 987,485 | 4,937 | 99,204 | 0.10 | 129,705 | 0.13 | |
| Campus Name: Maryfield Community Health Clinic | | | | | 987,485 | | 99,204 | 0.10 | 129,705 | 0.13 | |




Asset List Report By Name

Reporting Currency: CAD

Adjustment Factor: 0%

Region Name: Phase 2 - Sun Country Health Region

Campus Name: Moose Mountain Lodge

| Asset | Number | Age | Use | Size | Replacement Value | Cost/ Unit | FCI Cost | FCI | RI Cost | RI | Asset Primary Photo |
|-----------------------------------|--------|-----|-------------------|-------|----------------------|---------------|-----------|------|-----------|------|---|
| Asset Type: Building | | | | | | | | | | | |
| Moose Mountain Lodge | MML | 38 | Long Term Care | 2,435 | 11,062,785 | 4,543 | 3,941,470 | 0.36 | 4,202,588 | 0.38 |  |
| Subtotal for Building | | | | 2,435 | 11,062,785 | 4,543 | 3,941,470 | 0.36 | 4,202,588 | 0.38 | |
| Campus Name: Moose Mountain Lodge | | | | | 11,062,785 | | 3,941,470 | 0.36 | 4,202,588 | 0.38 | |





Asset List Report By Name

Reporting Currency: CAD

Adjustment Factor: 0%

Region Name: Phase 2 - Sun Country Health Region

Campus Name: Newhope Pioneer Lodge

| Asset | Number | Age | Use | Size | Replacement Value | Cost/ Unit | FCI Cost | FCI | RI Cost | RI | Asset Primary Photo |
|------------------------------------|--------|-----|----------------|-------|-------------------|------------|-----------|------|-----------|------|---|
| Asset Type: Building | | | | | | | | | | | |
| Newhope Garage/Generator Building | NPL | 28 | Ambulance | 62 | 209,367 | 3,377 | 37,790 | 0.18 | 58,251 | 0.28 |  |
| Newhope Pioneer Lodge | NPL | 28 | Long Term Care | 1,803 | 7,988,168 | 4,430 | 2,263,678 | 0.28 | 2,305,191 | 0.29 |  |
| Subtotal for Building | | | | 1,865 | 8,197,536 | 4,395 | 2,301,468 | 0.28 | 2,363,442 | 0.29 | |
| Campus Name: Newhope Pioneer Lodge | | | | | 8,197,536 | | 2,301,468 | 0.28 | 2,363,442 | 0.29 | |




Asset List Report By Name

Reporting Currency: CAD

Adjustment Factor: 0%

Region Name: Phase 2 - Sun Country Health Region

Campus Name: Pangman Health Center

| Asset | Number | Age | Use | Size | Replacement Value | Cost/ Unit | FCI Cost | FCI | RI Cost | RI | Asset Primary Photo |
|------------------------------------|--------|-----|----------------------------|-------|----------------------|---------------|-----------|------|-----------|------|---|
| Asset Type: Building | | | | | | | | | | | |
| Pangman Health Center | PHC | 53 | Medical - Clinic\Office | 1,566 | 5,584,934 | 3,566 | 1,127,942 | 0.20 | 1,183,916 | 0.21 |  |
| Subtotal for Building | | | | 1,566 | 5,584,934 | 3,566 | 1,127,942 | 0.20 | 1,183,916 | 0.21 | |
| Campus Name: Pangman Health Center | | | | | 5,584,934 | | 1,127,942 | 0.20 | 1,183,916 | 0.21 | |





Asset List Report By Name

Reporting Currency: CAD

Adjustment Factor: 0%

Region Name: Phase 2 - Sun Country Health Region

Campus Name: Redvers Health Center

| Asset | Number | Age | Use | Size | Replacement Value | Cost/ Unit | FCI Cost | FCI | RI Cost | RI | Asset Primary Photo |
|------------------------------------|--------|-----|--------------------------|-------|-------------------|------------|-----------|------|-----------|------|---|
| Asset Type: Building | | | | | | | | | | | |
| Redvers Ambulance Garage | RHC | 47 | Other - Admin Building | 120 | 301,997 | 2,517 | 128,473 | 0.43 | 129,209 | 0.43 |  |
| Redvers Health Center | RHC | 47 | Long Term - Special Care | 2,117 | 9,478,070 | 4,477 | 2,130,102 | 0.22 | 2,166,947 | 0.23 |  |
| Subtotal for Building | | | | 2,237 | 9,780,068 | 4,372 | 2,258,575 | 0.23 | 2,296,156 | 0.23 | |
| Campus Name: Redvers Health Center | | | | | 9,780,068 | | 2,258,575 | 0.23 | 2,296,156 | 0.23 | |




Asset List Report By Name

Reporting Currency: CAD

Adjustment Factor: 0%

Region Name: Phase 2 - Sun Country Health Region

Campus Name: Regional Maintenance

| Asset | Number | Age | Use | Size | Replacement Value | Cost/ Unit | FCI Cost | FCI | RI Cost | RI | Asset Primary Photo |
|-----------------------------------|----------|-----|--------------|------|----------------------|---------------|----------|------|---------|------|---|
| Asset Type: Building | | | | | | | | | | | |
| Maintenance Storage Building | SCHR0029 | 9 | Site Utility | 400 | 1,017,458 | 2,544 | 24,951 | 0.02 | 34,221 | 0.03 |  |
| Subtotal for Building | | | | 400 | 1,017,458 | 2,544 | 24,951 | 0.02 | 34,221 | 0.03 | |
| Campus Name: Regional Maintenance | | | | | 1,017,458 | | 24,951 | 0.02 | 34,221 | 0.03 | |




Asset List Report By Name

Reporting Currency: CAD

Adjustment Factor: 0%

Region Name: Phase 2 - Sun Country Health Region

Campus Name: St. Joseph's Hospital

| Asset | Number | Age | Use | Size | Replacement Value | Cost/ Unit | FCI Cost | FCI | RI Cost | RI | Asset Primary Photo |
|------------------------------------|--------|-----|-----------------------|--------|----------------------|---------------|-----------|------|-----------|------|---|
| Asset Type: Building | | | | | | | | | | | |
| St. Joseph's Hospital | SIH | 23 | Medical - Hospital | 13,011 | 75,404,525 | 5,795 | 4,873,633 | 0.06 | 4,909,398 | 0.07 |  |
| Subtotal for Building | | | | 13,011 | 75,404,525 | 5,795 | 4,873,633 | 0.06 | 4,909,398 | 0.07 | |
| Campus Name: St. Joseph's Hospital | | | | | 75,404,525 | | 4,873,633 | 0.06 | 4,909,398 | 0.07 | |




Asset List Report By Name

Reporting Currency: CAD

Adjustment Factor: 0%

Region Name: Phase 2 - Sun Country Health Region

Campus Name: Sunset Haven

| Asset | Number | Age | Use | Size | Replacement Value | Cost/ Unit | FCI Cost | FCI | RI Cost | RI | Asset Primary Photo |
|---------------------------|--------|-----|-----------------------------|-------|----------------------|---------------|-----------|------|-----------|------|---|
| Asset Type: Building | | | | | | | | | | | |
| Sunset Haven | SH | 56 | Long Term - Special Care | 4,102 | 20,195,524 | 4,923 | 4,199,956 | 0.21 | 4,456,937 | 0.22 |  |
| Subtotal for Building | | | | 4,102 | 20,195,524 | 4,923 | 4,199,956 | 0.21 | 4,456,937 | 0.22 | |
| Campus Name: Sunset Haven | | | | | 20,195,524 | | 4,199,956 | 0.21 | 4,456,937 | 0.22 | |




Asset List Report By Name

Reporting Currency: CAD

Adjustment Factor: 0%

Region Name: Phase 2 - Sun Country Health Region

Campus Name: Tatagwa View

| Asset | Number | Age | Use | Size | Replacement Value | Cost/ Unit | FCI Cost | FCI | RI Cost | RI | Asset Primary Photo |
|---------------------------|----------|-----|----------------|--------|-------------------|------------|-----------|------|-----------|------|---|
| Asset Type: Building | | | | | | | | | | | |
| Tatagwa View | SCHR 003 | 9 | Long Term Care | 10,688 | 52,952,017 | 4,954 | 4,608,652 | 0.09 | 4,746,946 | 0.09 |  |
| Subtotal for Building | | | | 10,688 | 52,952,017 | 4,954 | 4,608,652 | 0.09 | 4,746,946 | 0.09 | |
| Campus Name: Tatagwa View | | | | | 52,952,017 | | 4,608,652 | 0.09 | 4,746,946 | 0.09 | |





Asset List Report By Name

Reporting Currency: CAD

Adjustment Factor: 0%

Region Name: Phase 2 - Sun Country Health Region

Campus Name: Wawota Memorial Health Center

| Asset | Number | Age | Use | Size | Replacement Value | Cost/ Unit | FCI Cost | FCI | RI Cost | RI | Asset Primary Photo |
|---|--------|-----|--------------------------|--------------|-------------------|--------------|------------------|-------------|------------------|-------------|---|
| Asset Type: Building | | | | | | | | | | | |
| Wawota Deerview Lodge | WMHC | 29 | Long Term - Special Care | 2,307 | 10,545,584 | 4,571 | 2,348,590 | 0.22 | 2,365,566 | 0.22 |  |
| Wawota Garage/Generator/ Main Electrical Power | WMHC | 29 | Utility Plant | 48 | 156,658 | 3,264 | 36,652 | 0.23 | 36,652 | 0.23 |  |
| Subtotal for Building | | | | 2,355 | 10,702,241 | 4,544 | 2,385,242 | 0.22 | 2,402,217 | 0.22 | |
| Campus Name: Wawota Memorial Health Center | | | | | 10,702,241 | | 2,385,242 | 0.22 | 2,402,217 | 0.22 | |




Asset List Report By Name

Reporting Currency: CAD

Adjustment Factor: 0%

Region Name: Phase 2 - Sun Country Health Region

Campus Name: Weyburn Ambulance

| Asset | Number | Age | Use | Size | Replacement Value | Cost/ Unit | FCI Cost | FCI | RI Cost | RI | Asset Primary Photo |
|--------------------------------|---------|-----|-----------|------|----------------------|---------------|----------|------|---------|------|---|
| Asset Type: Building | | | | | | | | | | | |
| Weyburn Ambulance Garage | 001WAME | 34 | Ambulance | 275 | 763,962 | 2,778 | 237,140 | 0.31 | 244,857 | 0.32 |  |
| Subtotal for Building | | | | 275 | 763,962 | 2,778 | 237,140 | 0.31 | 244,857 | 0.32 | |
| Campus Name: Weyburn Ambulance | | | | | 763,962 | | 237,140 | 0.31 | 244,857 | 0.32 | |




Asset List Report By Name

Reporting Currency: CAD

Adjustment Factor: 0%

Region Name: Phase 2 - Sun Country Health Region

Campus Name: Weyburn Community Health Services Building

| Asset | Number | Age | Use | Size | Replacement Value | Cost/ Unit | FCI Cost | FCI | RI Cost | RI | Asset Primary Photo |
|--|--------|-----|----------------------------|-------|----------------------|---------------|-----------|------|-----------|------|---|
| Asset Type: Building | | | | | | | | | | | |
| Weyburn Community Health | 01 | 64 | Medical - Clinic\Office | 3,700 | 13,988,741 | 3,781 | 6,136,154 | 0.44 | 6,495,105 | 0.46 |  |
| Subtotal for Building | | | | 3,700 | 13,988,741 | 3,781 | 6,136,154 | 0.44 | 6,495,105 | 0.46 | |
| Campus Name: Weyburn Community Health Services | | | | | 13,988,741 | | 6,136,154 | 0.44 | 6,495,105 | 0.46 | |




Asset List Report By Name

Reporting Currency: CAD

Adjustment Factor: 0%

Region Name: Phase 2 - Sun Country Health Region

Campus Name: Weyburn General Hospital

| Asset | Number | Age | Use | Size | Replacement Value | Cost/ Unit | FCI Cost | FCI | RI Cost | RI | Asset Primary Photo |
|---------------------------------------|--------|-----|-----------------------|-------|----------------------|---------------|------------|------|------------|------|---|
| Asset Type: Building | | | | | | | | | | | |
| Weyburn General Hospital | WGH | 62 | Medical - Hospital | 5,978 | 30,083,501 | 5,032 | 12,380,458 | 0.41 | 12,621,361 | 0.42 |  |
| Subtotal for Building | | | | 5,978 | 30,083,501 | 5,032 | 12,380,458 | 0.41 | 12,621,361 | 0.42 | |
| Campus Name: Weyburn General Hospital | | | | | 30,083,501 | | 12,380,458 | 0.41 | 12,621,361 | 0.42 | |




Asset List Report By Name

Reporting Currency: CAD

Adjustment Factor: 0%

Region Name: Phase 2 - Sun Country Health Region

Campus Name: Weyburn Special Care Home

| Asset | Number | Age | Use | Size | Replacement Value | Cost/ Unit | FCI Cost | FCI | RI Cost | RI | Asset Primary Photo |
|--|--------|-----|-----------------------------|-------|----------------------|---------------|-----------|------|-----------|------|---|
| Asset Type: Building | | | | | | | | | | | |
| Weyburn Special Care Home | WSCH | 49 | Long Term - Special Care | 4,312 | 22,446,447 | 5,206 | 7,509,022 | 0.33 | 7,595,463 | 0.34 |  |
| Subtotal for Building | | | | 4,312 | 22,446,447 | 5,206 | 7,509,022 | 0.33 | 7,595,463 | 0.34 | |
| Campus Name: Weyburn Special Care Home | | | | | 22,446,447 | | 7,509,022 | 0.33 | 7,595,463 | 0.34 | |




Asset List Report By Name

Reporting Currency: CAD

Adjustment Factor: 0%

Region Name: Phase 2 - Sun Country Health Region

Campus Name: Willowdale Lodge

| Asset | Number | Age | Use | Size | Replacement Value | Cost/ Unit | FCI Cost | FCI | RI Cost | RI | Asset Primary Photo |
|--|--------|-----|----------------|-------|-------------------|------------|------------|------|------------|------|---|
| Asset Type: Building | | | | | | | | | | | |
| Willowdale Lodge | WL | 47 | Long Term Care | 1,022 | 5,109,214 | 4,999 | 1,953,181 | 0.38 | 2,101,746 | 0.41 |  |
| Subtotal for Building | | | | 1,022 | 5,109,214 | 4,999 | 1,953,181 | 0.38 | 2,101,746 | 0.41 | |
| Campus Name: Willowdale Lodge | | | | | 5,109,214 | | 1,953,181 | 0.38 | 2,101,746 | 0.41 | |
| Region Name: Phase 2 - Sun Country Health Region | | | | | 362,033,343 | | 82,664,310 | 0.23 | 85,764,854 | 0.24 | |
| Summary | | | | | 362,033,343 | | 82,664,310 | 0.23 | 85,764,854 | 0.24 | |