




Asset List Report By Name

Reporting Currency: CAD

Adjustment Factor: 0%

Region Name: Phase 2 - Regina Qu'Appelle Health Region

Campus Name: Addiction Treatment Centre

Asset	Number	Age	Use	Size	Replacement Value	Cost/ Unit	FCI Cost	FCI	RI Cost	RI	Asset Primary Photo
Asset Type: Building											
Addiction Treatment Centre	ATC	65	Medical - Clinic\Office	1,705	9,417,403	5,523	10,148	0.00	10,148	0.00	
Subtotal for Building				1,705	9,417,403	5,523	10,148	0.00	10,148	0.00	
Campus Name: Addiction Treatment Centre					9,417,403		10,148	0.00	10,148	0.00	





Asset List Report By Name

Reporting Currency: CAD

Adjustment Factor: 0%

Region Name: Phase 2 - Regina Qu'Appelle Health Region

Campus Name: All Nations Healing Hospital


Asset	Number	Age	Use	Size	Replacement Value	Cost/ Unit	FCI Cost	FCI	RI Cost	RI	Asset Primary Photo
Asset Type: Building											
All Nations Healing Hospital	ANHH-1	10	Medical - Hospital	5,192	33,258,236	6,406	877,792	0.03	888,130	0.03	
Winter Lodge	ANHH-2	10	Other - Admin Building	97	533,313	5,498	21,254	0.04	22,165	0.04	
Subtotal for Building				5,289	33,791,549	6,389	899,045	0.03	910,295	0.03	
Campus Name: All Nations Healing Hospital					33,791,549		899,045	0.03	910,295	0.03	

Reporting Currency: CAD

Adjustment Factor: 0%

Region Name: Phase 2 - Regina Qu'Appelle Health Region

Campus Name: Allan Blair Cancer Centre (Pasqua Hospital)



Asset	Number	Age	Use	Size	Replacement Value	Cost/ Unit	FCI Cost	FCI	RI Cost	RI	Asset Primary Photo
Asset Type: Building											
Allan Blair Cancer Centre	1	17	Medical - Hospital	6,535	20,613,865	3,154	3,024,845	0.15	3,025,565	0.15	
Subtotal for Building				6,535	20,613,865	3,154	3,024,845	0.15	3,025,565	0.15	
Campus Name: Allan Blair Cancer Centre (Pasqua					20,613,865		3,024,845	0.15	3,025,565	0.15	

Reporting Currency: CAD

Adjustment Factor: 0%

Region Name: Phase 2 - Regina Qu'Appelle Health Region

Campus Name: Balcarres Integrated Care Centre

Asset	Number	Age	Use	Size	Replacement Value	Cost/ Unit	FCI Cost	FCI	RI Cost	RI	Asset Primary Photo
Asset Type: Building											
Balcarres Integrated Care Centre - Generator Building	BICC-2	14	Utilities	56	391,646	6,994	6,123	0.02	6,123	0.02	
Balcarres Integrated Care Centre	BICC-1	14	Long Term Care	2,597	16,880,367	6,500	1,057,340	0.06	1,073,078	0.06	
Subtotal for Building				2,653	17,272,014	6,510	1,063,463	0.06	1,079,200	0.06	
Campus Name: Balcarres Integrated Care Centre					17,272,014		1,063,463	0.06	1,079,200	0.06	




Asset List Report By Name

Reporting Currency: CAD

Adjustment Factor: 0%

Region Name: Phase 2 - Regina Qu'Appelle Health Region

Campus Name: Broadview / Whitewood Home Care



Asset	Number	Age	Use	Size	Replacement Value	Cost/ Unit	FCI Cost	FCI	RI Cost	RI	Asset Primary Photo
Asset Type: Building											
Broadview/ Whitewood Home Care Office	BWHC	31	Other - Admin Building	117	503,670	4,305	241,298	0.48	241,298	0.48	
Subtotal for Building				117	503,670	4,305	241,298	0.48	241,298	0.48	
Campus Name: Broadview / Whitewood Home Care					503,670		241,298	0.48	241,298	0.48	

Reporting Currency: CAD

Adjustment Factor: 0%

Region Name: Phase 2 - Regina Qu'Appelle Health Region

Campus Name: Broadview Centennial Lodge



Asset	Number	Age	Use	Size	Replacement Value	Cost/ Unit	FCI Cost	FCI	RI Cost	RI	Asset Primary Photo
Asset Type: Building											
Broadview Centennial Lodge - Generator Building	BCL-2	32	Utilities	39	240,846	6,176	30,434	0.13	30,434	0.13	
Broadview Centennial Lodge	BCL-1	32	Long Term Care	1,766	9,313,308	5,274	4,597,631	0.49	4,750,903	0.51	
Subtotal for Building				1,805	9,554,154	5,293	4,628,066	0.48	4,781,337	0.50	
Campus Name: Broadview Centennial Lodge					9,554,154		4,628,066	0.48	4,781,337	0.50	

Reporting Currency: CAD

Adjustment Factor: 0%

Region Name: Phase 2 - Regina Qu'Appelle Health Region

Campus Name: Broadview Union Hospital






Asset	Number	Age	Use	Size	Replacement Value	Cost/ Unit	FCI Cost	FCI	RI Cost	RI	Asset Primary Photo
Asset Type: Building											
Broadview Union Hospital - Generator Building	BUH-2	22	Utilities	27	190,682	7,062	31,519	0.17	31,519	0.17	
Broadview Union Hospital	BUH-1	22	Medical - Hospital	1,782	9,946,319	5,582	2,822,680	0.28	2,863,353	0.29	
Subtotal for Building				1,809	10,137,001	5,604	2,854,199	0.28	2,894,872	0.29	
Campus Name: Broadview Union Hospital					10,137,001		2,854,199	0.28	2,894,872	0.29	

Reporting Currency: CAD

Adjustment Factor: 0%

Region Name: Phase 2 - Regina Qu'Appelle Health Region

Campus Name: Cupar & District Nursing Home

Asset	Number	Age	Use	Size	Replacement Value	Cost/ Unit	FCI Cost	FCI	RI Cost	RI	Asset Primary Photo
Asset Type: Building											
Cupar & District East Garage	CDNH	12	Storage	23	62,500	2,717	0	0.00	0	0.00	
Cupar & District Generator Building	CDNH	15	Utility Plant	14	152,163	10,869	5,853	0.04	5,853	0.04	
Cupar & District Nursing Home	CDNH	41	Long Term Care	2,316	8,171,362	3,528	4,196,867	0.51	4,196,867	0.51	
Cupar & District Propane Storage	CDNH	15	Storage - Fuel and Haz. Materials	6	94,569	15,762	0	0.00	0	0.00	
Cupar & District Southeast Garage	CDNH	36	Storage	35	137,496	3,928	20,704	0.15	20,704	0.15	



Asset List Report By Name


Asset	Number	Age	Use	Size	Replacement Value	Cost/ Unit	FCI Cost	FCI	RI Cost	RI	Asset Primary Photo
Subtotal for Building				2,394	8,618,090	3,600	4,223,424	0.49	4,223,424	0.49	
Campus Name: Cupar & District Nursing Home					8,618,090		4,223,424	0.49	4,223,424	0.49	

Reporting Currency: CAD

Adjustment Factor: 0%

Region Name: Phase 2 - Regina Qu'Appelle Health Region

Campus Name: Cupar Health Centre

Asset	Number	Age	Use	Size	Replacement Value	Cost/ Unit	FCI Cost	FCI	RI Cost	RI	Asset Primary Photo
Asset Type: Building											
Cupar Health Centre	CHC	58	Community Health Centre	1,265	4,617,718	3,650	2,410,811	0.52	2,665,388	0.58	
Subtotal for Building				1,265	4,617,718	3,650	2,410,811	0.52	2,665,388	0.58	
Campus Name: Cupar Health Centre					4,617,718		2,410,811	0.52	2,665,388	0.58	




Asset List Report By Name

Reporting Currency: CAD

Adjustment Factor: 0%

Region Name: Phase 2 - Regina Qu'Appelle Health Region

Campus Name: Echo Lodge


Asset	Number	Age	Use	Size	Replacement Value	Cost/ Unit	FCI Cost	FCI	RI Cost	RI	Asset Primary Photo
Asset Type: Building											
Echo Lodge	EL	47	Long Term Care	1,964	9,908,613	5,045	4,334,173	0.44	4,641,193	0.47	
Subtotal for Building				1,964	9,908,613	5,045	4,334,173	0.44	4,641,193	0.47	
Campus Name: Echo Lodge					9,908,613		4,334,173	0.44	4,641,193	0.47	

Reporting Currency: CAD

Adjustment Factor: 0%

Region Name: Phase 2 - Regina Qu'Appelle Health Region

Campus Name: Emergency Medical Services North

Asset	Number	Age	Use	Size	Replacement Value	Cost/ Unit	FCI Cost	FCI	RI Cost	RI	Asset Primary Photo
Asset Type: Building											
Emergency Medical Services - North	EMSN	27	Other - Admin Building	156	742,404	4,759	158,615	0.21	162,599	0.22	
Subtotal for Building				156	742,404	4,759	158,615	0.21	162,599	0.22	
Campus Name: Emergency Medical Services North					742,404		158,615	0.21	162,599	0.22	




Asset List Report By Name

Reporting Currency: CAD

Adjustment Factor: 0%

Region Name: Phase 2 - Regina Qu'Appelle Health Region

Campus Name: Emergency Medical Services - Future Central Operations Building


Asset	Number	Age	Use	Size	Replacement Value	Cost/ Unit	FCI Cost	FCI	RI Cost	RI	Asset Primary Photo
Asset Type: Building											
Emergency Medical Services - Future Central Operations Building	EMS	48	Other - Admin Building	4,182	12,681,715	3,032	716,653	0.06	754,656	0.06	
Subtotal for Building				4,182	12,681,715	3,032	716,653	0.06	754,656	0.06	
Campus Name: Emergency Medical Services - Future					12,681,715		716,653	0.06	754,656	0.06	

Reporting Currency: CAD

Adjustment Factor: 0%

Region Name: Phase 2 - Regina Qu'Appelle Health Region

Campus Name: Emergency Medical Services - South

Asset	Number	Age	Use	Size	Replacement Value	Cost/ Unit	FCI Cost	FCI	RI Cost	RI	Asset Primary Photo
Asset Type: Building											
Emergency Medical Services - South	EMSS	49	Other - Admin Building	502	1,681,894	3,350	334,543	0.20	438,689	0.26	
Subtotal for Building				502	1,681,894	3,350	334,543	0.20	438,689	0.26	
Campus Name: Emergency Medical Services - South					1,681,894		334,543	0.20	438,689	0.26	




Asset List Report By Name

Reporting Currency: CAD

Adjustment Factor: 0%

Region Name: Phase 2 - Regina Qu'Appelle Health Region

Campus Name: Extendicare Elmview

Asset	Number	Age	Use	Size	Replacement Value	Cost/ Unit	FCI Cost	FCI	RI Cost	RI	Asset Primary Photo
Asset Type: Building											
Extendicare Elmview	EE	51	Long Term Care	1,719	8,020,359	4,666	2,223,382	0.28	2,257,199	0.28	
Subtotal for Building				1,719	8,020,359	4,666	2,223,382	0.28	2,257,199	0.28	
Campus Name: Extendicare Elmview					8,020,359		2,223,382	0.28	2,257,199	0.28	




Asset List Report By Name

Reporting Currency: CAD

Adjustment Factor: 0%

Region Name: Phase 2 - Regina Qu'Appelle Health Region

Campus Name: Extendicare Parkside

Asset	Number	Age	Use	Size	Replacement Value	Cost/ Unit	FCI Cost	FCI	RI Cost	RI	Asset Primary Photo
Asset Type: Building											
Extendicare Parkside	EP	46	Long Term Care	4,831	20,793,426	4,304	5,204,666	0.25	5,259,953	0.25	
Subtotal for Building				4,831	20,793,426	4,304	5,204,666	0.25	5,259,953	0.25	
Campus Name: Extendicare Parkside					20,793,426		5,204,666	0.25	5,259,953	0.25	




Asset List Report By Name

Reporting Currency: CAD

Adjustment Factor: 0%

Region Name: Phase 2 - Regina Qu'Appelle Health Region

Campus Name: Extendicare Sunset



Asset	Number	Age	Use	Size	Replacement Value	Cost/ Unit	FCI Cost	FCI	RI Cost	RI	Asset Primary Photo
Asset Type: Building											
Extendicare Sunset	ES	42	Long Term Care	3,717	15,085,695	4,059	3,916,640	0.26	4,075,735	0.27	
Subtotal for Building				3,717	15,085,695	4,059	3,916,640	0.26	4,075,735	0.27	
Campus Name: Extendicare Sunset					15,085,695		3,916,640	0.26	4,075,735	0.27	

Reporting Currency: CAD

Adjustment Factor: 0%

Region Name: Phase 2 - Regina Qu'Appelle Health Region

Campus Name: Golden Prairie Home

Asset	Number	Age	Use	Size	Replacement Value	Cost/ Unit	FCI Cost	FCI	RI Cost	RI	Asset Primary Photo
Asset Type: Building											
Golden Prairie Home - Generator Building	GPH-2	29	Utilities	54	166,364	3,081	63,720	0.38	63,720	0.38	
Golden Prairie Home	GPH-1	41	Long Term Care	2,163	10,490,443	4,850	4,225,916	0.40	4,332,443	0.41	
Subtotal for Building				2,217	10,656,806	4,807	4,289,637	0.40	4,396,163	0.41	
Campus Name: Golden Prairie Home					10,656,806		4,289,637	0.40	4,396,163	0.41	




Asset List Report By Name

Reporting Currency: CAD

Adjustment Factor: 0%

Region Name: Phase 2 - Regina Qu'Appelle Health Region

Campus Name: Grenfell Health Centre

Asset	Number	Age	Use	Size	Replacement Value	Cost/ Unit	FCI Cost	FCI	RI Cost	RI	Asset Primary Photo
Asset Type: Building											
Grenfell Health Centre	GHC	53	Community Health Centre	1,106	6,127,495	5,540	1,205,976	0.20	1,253,292	0.20	
Subtotal for Building				1,106	6,127,495	5,540	1,205,976	0.20	1,253,292	0.20	
Campus Name: Grenfell Health Centre					6,127,495		1,205,976	0.20	1,253,292	0.20	




Asset List Report By Name

Reporting Currency: CAD

Adjustment Factor: 0%

Region Name: Phase 2 - Regina Qu'Appelle Health Region

Campus Name: Grenfell Housing Units (4 duplexes)


Asset	Number	Age	Use	Size	Replacement Value	Cost/ Unit	FCI Cost	FCI	RI Cost	RI	Asset Primary Photo
Asset Type: Building											
Grenfell Housing Units (4 duplexes)	GHU	53	Rental Housing	337	1,351,001	4,009	772,061	0.57	792,716	0.59	
Subtotal for Building				337	1,351,001	4,009	772,061	0.57	792,716	0.59	
Campus Name: Grenfell Housing Units (4 duplexes)					1,351,001		772,061	0.57	792,716	0.59	

Reporting Currency: CAD

Adjustment Factor: 0%

Region Name: Phase 2 - Regina Qu'Appelle Health Region

Campus Name: Grenfell Regional Office


Asset	Number	Age	Use	Size	Replacement Value	Cost/ Unit	FCI Cost	FCI	RI Cost	RI	Asset Primary Photo
Asset Type: Building											
Grenfell Regional Office	GRO	53	Other - Admin Building	293	1,059,987	3,618	379,323	0.36	380,826	0.36	
Subtotal for Building				293	1,059,987	3,618	379,323	0.36	380,826	0.36	
Campus Name: Grenfell Regional Office					1,059,987		379,323	0.36	380,826	0.36	

Reporting Currency: CAD

Adjustment Factor: 0%

Region Name: Phase 2 - Regina Qu'Appelle Health Region

Campus Name: Indian Head Union Hospital

Asset	Number	Age	Use	Size	Replacement Value	Cost/ Unit	FCI Cost	FCI	RI Cost	RI	Asset Primary Photo
Asset Type: Building											
Indian Head Union Hospital	IHUUH	62	Medical - Hospital	1,931	10,479,194	5,427	4,380,746	0.42	4,523,728	0.43	
Subtotal for Building				1,931	10,479,194	5,427	4,380,746	0.42	4,523,728	0.43	
Campus Name: Indian Head Union Hospital					10,479,194		4,380,746	0.42	4,523,728	0.43	




Asset List Report By Name

Reporting Currency: CAD

Adjustment Factor: 0%

Region Name: Phase 2 - Regina Qu'Appelle Health Region

Campus Name: Laundry Services

Asset	Number	Age	Use	Size	Replacement Value	Cost/ Unit	FCI Cost	FCI	RI Cost	RI	Asset Primary Photo
Asset Type: Building											
Laundry Services	LS	31	Laundry	3,717	27,529,285	7,406	18,681,035	0.68	18,782,994	0.68	
Subtotal for Building				3,717	27,529,285	7,406	18,681,035	0.68	18,782,994	0.68	
Campus Name: Laundry Services					27,529,285		18,681,035	0.68	18,782,994	0.68	





Asset List Report By Name

Reporting Currency: CAD

Adjustment Factor: 0%

Region Name: Phase 2 - Regina Qu'Appelle Health Region

Campus Name: Long Lake Valley Integrated Facility



Asset	Number	Age	Use	Size	Replacement Value	Cost/ Unit	FCI Cost	FCI	RI Cost	RI	Asset Primary Photo
Asset Type: Building											
Long Lake Valley Generator Building	LLVIF	22	Site Utility	47	310,298	6,602	14,571	0.05	14,571	0.05	
Long Lake Valley Integrated Facility	LLVIF	22	Long Term Care	1,889	7,511,162	3,976	2,542,113	0.34	2,542,113	0.34	
Subtotal for Building				1,936	7,821,460	4,040	2,556,684	0.33	2,556,684	0.33	
Campus Name: Long Lake Valley Integrated Facility					7,821,460		2,556,684	0.33	2,556,684	0.33	

Reporting Currency: CAD

Adjustment Factor: 0%

Region Name: Phase 2 - Regina Qu'Appelle Health Region

Campus Name: Lumsden & District Heritage Home



Asset	Number	Age	Use	Size	Replacement Value	Cost/ Unit	FCI Cost	FCI	RI Cost	RI	Asset Primary Photo
Asset Type: Building											
Lumsden & District Generator Building	LDHH-2	27	Site Utility	37	308,554	8,339	174,460	0.57	174,460	0.57	
Lumsden & District Heritage Home	LDHH-1	27	Long Term Care	1,859	9,516,382	5,119	6,396,137	0.67	6,606,514	0.69	
Subtotal for Building				1,896	9,824,936	5,182	6,570,598	0.67	6,780,975	0.69	
Campus Name: Lumsden & District Heritage Home					9,824,936		6,570,598	0.67	6,780,975	0.69	

Reporting Currency: CAD

Adjustment Factor: 0%

Region Name: Phase 2 - Regina Qu'Appelle Health Region

Campus Name: Montmartre Health Centre





Asset	Number	Age	Use	Size	Replacement Value	Cost/ Unit	FCI Cost	FCI	RI Cost	RI	Asset Primary Photo
Asset Type: Building											
Montmartre Health Centre - Generator Building	MHC-2	23	Utilities	54	273,099	5,057	61,162	0.22	61,162	0.22	
Montmartre Health Centre	MHC-1	23	Community Health Centre	1,862	11,029,453	5,923	2,820,300	0.26	2,860,340	0.26	
Subtotal for Building				1,916	11,302,553	5,899	2,881,462	0.25	2,921,502	0.26	
Campus Name: Montmartre Health Centre					11,302,553		2,881,462	0.25	2,921,502	0.26	

Reporting Currency: CAD

Adjustment Factor: 0%

Region Name: Phase 2 - Regina Qu'Appelle Health Region

Campus Name: Pasqua Hospital

Asset	Number	Age	Use	Size	Replacement Value	Cost/ Unit	FCI Cost	FCI	RI Cost	RI	Asset Primary Photo
Asset Type: Building											
Pasqua Hospital - ABCDE Block	PH	33	Medical - Hospital	34,544	180,707,373	5,231	100,911,706	0.56	101,367,997	0.56	
Pasqua Hospital - F Block	PH	65	Medical - Hospital	4,358	36,585,445	8,395	3,737,340	0.10	3,950,424	0.11	
Pasqua Hospital - G Block	PH	16	Medical - Hospital	7,722	37,991,097	4,920	3,794,962	0.10	3,856,939	0.10	
Pasqua Hospital - K Block	PH	65	Utility Plant	2,378	23,552,213	9,904	5,824,203	0.25	5,847,781	0.25	
Subtotal for Building				49,002	278,836,129	5,690	114,268,210	0.41	115,023,141	0.41	
Campus Name: Pasqua Hospital					278,836,129		114,268,210	0.41	115,023,141	0.41	




Asset List Report By Name

Reporting Currency: CAD

Adjustment Factor: 0%

Region Name: Phase 2 - Regina Qu'Appelle Health Region

Campus Name: Pioneer Home


Asset	Number	Age	Use	Size	Replacement Value	Cost/ Unit	FCI Cost	FCI	RI Cost	RI	Asset Primary Photo
Asset Type: Building											
Pioneer Home	PH	47	Long Term Care	1,673	6,307,435	3,770	4,091,483	0.65	4,941,733	0.78	
Subtotal for Building				1,673	6,307,435	3,770	4,091,483	0.65	4,941,733	0.78	
Campus Name: Pioneer Home					6,307,435		4,091,483	0.65	4,941,733	0.78	

Reporting Currency: CAD

Adjustment Factor: 0%

Region Name: Phase 2 - Regina Qu'Appelle Health Region

Campus Name: Public Health - North Office


Asset	Number	Age	Use	Size	Replacement Value	Cost/ Unit	FCI Cost	FCI	RI Cost	RI	Asset Primary Photo
Asset Type: Building											
Public Health - North Office	PHNO	33	Public Health Office	673	2,776,700	4,126	546,614	0.20	549,493	0.20	
Subtotal for Building				673	2,776,700	4,126	546,614	0.20	549,493	0.20	
Campus Name: Public Health - North Office					2,776,700		546,614	0.20	549,493	0.20	

Reporting Currency: CAD

Adjustment Factor: 0%

Region Name: Phase 2 - Regina Qu'Appelle Health Region

Campus Name: Qu'Appelle House


Asset	Number	Age	Use	Size	Replacement Value	Cost/ Unit	FCI Cost	FCI	RI Cost	RI	Asset Primary Photo
Asset Type: Building											
Qu'Appelle House	QAH	49	Long Term Care	2,705	12,963,609	4,792	8,300,891	0.64	8,545,953	0.66	
Subtotal for Building				2,705	12,963,609	4,792	8,300,891	0.64	8,545,953	0.66	
Campus Name: Qu'Appelle House					12,963,609		8,300,891	0.64	8,545,953	0.66	

Reporting Currency: CAD

Adjustment Factor: 0%

Region Name: Phase 2 - Regina Qu'Appelle Health Region

Campus Name: Raymore Community Health Centre






Asset	Number	Age	Use	Size	Replacement Value	Cost/ Unit	FCI Cost	FCI	RI Cost	RI	Asset Primary Photo
Asset Type: Building											
Raymore Community Health Centre	RCHC	33	Community Health Centre	156	692,399	4,438	235,590	0.34	235,590	0.34	
Subtotal for Building				156	692,399	4,438	235,590	0.34	235,590	0.34	
Campus Name: Raymore Community Health Centre					692,399		235,590	0.34	235,590	0.34	




Reporting Currency: CAD

Adjustment Factor: 0%

Region Name: Phase 2 - Regina Qu'Appelle Health Region

Campus Name: Regina General Hospital

Asset	Number	Age	Use	Size	Replacement Value	Cost/ Unit	FCI Cost	FCI	RI Cost	RI	Asset Primary Photo
Asset Type: Building											
Regina General Hospital - A Block	RGH-A	16	Medical - Hospital	25,122	138,446,900	5,511	21,728,268	0.16	21,882,705	0.16	
Regina General Hospital - B Block	RGH-B	67	Medical - Hospital	10,200	59,170,892	5,801	15,965,116	0.27	16,229,522	0.27	
Regina General Hospital - C Block	RGH-C	48	Medical - Hospital	6,230	29,387,025	4,717	5,985,878	0.20	6,341,421	0.22	
Regina General Hospital - D Block	RGH-D	16	Medical - Hospital	8,783	44,711,934	5,091	3,230,731	0.07	3,260,909	0.07	
Regina General Hospital - E Block	RGH-E	33	Medical - Hospital	22,836	120,600,853	5,281	39,122,747	0.32	41,574,538	0.34	

Asset	Number	Age	Use	Size	Replacement Value	Cost/ Unit	FCI Cost	FCI	RI Cost	RI	Asset Primary Photo
Regina General Hospital - F Block	RGH-F	27	Medical - Hospital	19,873	106,846,614	5,376	33,875,482	0.32	34,321,754	0.32	
Regina General Hospital - K Block	RGH-K	85	Energy Centre and Laundry	3,055	28,956,030	9,478	3,136,920	0.11	3,790,969	0.13	
Regina General Hospital - M Block	RGH-M	16	Medical - Clinic\Office	3,732	17,111,575	4,585	1,332,499	0.08	1,521,184	0.09	
Subtotal for Building				99,831	545,231,823	5,462	124,377,642	0.23	128,923,003	0.24	
Campus Name: Regina General Hospital					545,231,823		124,377,642	0.23	128,923,003	0.24	




Asset List Report By Name

Reporting Currency: CAD

Adjustment Factor: 0%

Region Name: Phase 2 - Regina Qu'Appelle Health Region

Campus Name: Regina Lutheran Home






Asset	Number	Age	Use	Size	Replacement Value	Cost/ Unit	FCI Cost	FCI	RI Cost	RI	Asset Primary Photo
Asset Type: Building											
Regina Lutheran Home	RLH	48	Long Term Care	5,618	26,352,783	4,691	10,726,800	0.41	10,758,103	0.41	
Subtotal for Building				5,618	26,352,783	4,691	10,726,800	0.41	10,758,103	0.41	
Campus Name: Regina Lutheran Home					26,352,783		10,726,800	0.41	10,758,103	0.41	





Reporting Currency: CAD

Adjustment Factor: 0%

Region Name: Phase 2 - Regina Qu'Appelle Health Region

Campus Name: Regina Pioneer Village

Asset	Number	Age	Use	Size	Replacement Value	Cost/ Unit	FCI Cost	FCI	RI Cost	RI	Asset Primary Photo
Asset Type: Building											
Regina Pioneer Village - Garage 1	RPV-1	47	Site Utility	68	259,959	3,823	155,574	0.60	155,574	0.60	
Regina Pioneer Village - Garage 2	RPV-2	47	Site Utility	29	49,246	1,698	1,821	0.04	1,821	0.04	
Regina Pioneer Village - Main Building - East Wing	RPV-1	47	Long Term - Special Care	5,575	24,202,442	4,341	12,287,103	0.51	12,857,548	0.53	
Regina Pioneer Village - Main Building - Gazebo	RPV-2	32	Long Term - Special Care	58	177,377	3,058	94,767	0.53	94,767	0.53	
Regina Pioneer Village - Main Building - Hostel Wing	RPV-2	47	Long Term - Special Care	2,659	10,536,724	3,963	4,515,160	0.43	4,797,355	0.46	

Asset	Number	Age	Use	Size	Replacement Value	Cost/ Unit	FCI Cost	FCI	RI Cost	RI	Asset Primary Photo
Regina Pioneer Village - Main Building - West Wing	RPV-1	42	Long Term - Special Care	10,576	43,000,474	4,066	25,881,907	0.60	26,606,270	0.62	
Regina Pioneer Village - Manor	RPV-3	42	Long Term - Special Care	3,311	11,923,973	3,601	6,362,033	0.53	6,682,305	0.56	
Regina Pioneer Village - Village Hall	RPV-2	47	Other - Admin Building	149	494,054	3,316	107,746	0.22	107,746	0.22	
Regina Pioneer Village - Village Housing	VH	25	Long Term Care	9,269	27,559,681	2,973	9,893,953	0.36	10,258,361	0.37	
Subtotal for Building				31,694	118,203,929	3,730	59,300,064	0.50	61,561,748	0.52	
Campus Name: Regina Pioneer Village					118,203,929		59,300,064	0.50	61,561,748	0.52	




Asset List Report By Name

Reporting Currency: CAD

Adjustment Factor: 0%

Region Name: Phase 2 - Regina Qu'Appelle Health Region

Campus Name: Santa Maria Senior Citizens Home




Asset	Number	Age	Use	Size	Replacement Value	Cost/ Unit	FCI Cost	FCI	RI Cost	RI	Asset Primary Photo
Asset Type: Building											
Santa Maria Senior Citizens Home	SMSCH	46	Long Term - Special Care	9,961	41,382,708	4,154	13,944,122	0.34	16,514,001	0.40	
Subtotal for Building				9,961	41,382,708	4,154	13,944,122	0.34	16,514,001	0.40	
Campus Name: Santa Maria Senior Citizens Home					41,382,708		13,944,122	0.34	16,514,001	0.40	

Reporting Currency: CAD

Adjustment Factor: 0%

Region Name: Phase 2 - Regina Qu'Appelle Health Region

Campus Name: Silver Heights Special Care Home

Asset	Number	Age	Use	Size	Replacement Value	Cost/ Unit	FCI Cost	FCI	RI Cost	RI	Asset Primary Photo
Asset Type: Building											
Silver Heights Bus Garage	SHSCH	6	Storage	105	154,810	1,474	177	0.00	177	0.00	
Silver Heights Generator Building	SHSCH	22	Utility Plant	65	279,665	4,303	19,835	0.07	19,835	0.07	
Silver Heights Special Care Home	SHSCH	22	Long Term Care	2,602	9,779,622	3,759	2,132,940	0.22	2,314,864	0.24	
Subtotal for Building				2,772	10,214,097	3,685	2,152,952	0.21	2,334,876	0.23	
Campus Name: Silver Heights Special Care Home					10,214,097		2,152,952	0.21	2,334,876	0.23	




Asset List Report By Name

Reporting Currency: CAD

Adjustment Factor: 0%

Region Name: Phase 2 - Regina Qu'Appelle Health Region

Campus Name: Southeast Integrated Care Centre



Asset	Number	Age	Use	Size	Replacement Value	Cost/ Unit	FCI Cost	FCI	RI Cost	RI	Asset Primary Photo
Asset Type: Building											
Southeast Integrated Care Centre	MIF	6	Long Term Care	8,747	58,297,421	6,665	95,800	0.00	276,505	0.00	
Subtotal for Building				8,747	58,297,421	6,665	95,800	0.00	276,505	0.00	
Campus Name: Southeast Integrated Care Centre					58,297,421		95,800	0.00	276,505	0.00	

Reporting Currency: CAD

Adjustment Factor: 0%

Region Name: Phase 2 - Regina Qu'Appelle Health Region

Campus Name: St. Josephs Integrated Care Centre


Asset	Number	Age	Use	Size	Replacement Value	Cost/ Unit	FCI Cost	FCI	RI Cost	RI	Asset Primary Photo
Asset Type: Building											
St. Josephs Integrated Care Centre	SJICC	39	Long Term Care	1,456	6,344,824	4,358	3,313,149	0.52	3,313,149	0.52	
St. Josephs Maintenance Shed	SJICC	24	Storage	24	631,599	26,317	7,448	0.01	7,448	0.01	
Subtotal for Building				1,480	6,976,423	4,714	3,320,597	0.48	3,320,597	0.48	
Campus Name: St. Josephs Integrated Care Centre					6,976,423		3,320,597	0.48	3,320,597	0.48	

Reporting Currency: CAD

Adjustment Factor: 0%

Region Name: Phase 2 - Regina Qu'Appelle Health Region

Campus Name: Touchwood/Qu'Appelle District Health Centre





Asset	Number	Age	Use	Size	Replacement Value	Cost/ Unit	FCI Cost	FCI	RI Cost	RI	Asset Primary Photo
Asset Type: Building											
Touchwood/ Qu'Appelle District Health Centre	TQADHC	22	Community Health Centre	781	2,443,413	3,129	368,054	0.15	398,267	0.16	
Subtotal for Building				781	2,443,413	3,129	368,054	0.15	398,267	0.16	
Campus Name: Touchwood/Qu'Appelle District Health					2,443,413		368,054	0.15	398,267	0.16	

Reporting Currency: CAD

Adjustment Factor: 0%

Region Name: Phase 2 - Regina Qu'Appelle Health Region

Campus Name: Wascana Rehabilitation Centre



Asset	Number	Age	Use	Size	Replacement Value	Cost/ Unit	FCI Cost	FCI	RI Cost	RI	Asset Primary Photo
Asset Type: Building											
Wascana Rehabilitation Centre - Phase 1	WRC-1	26	Long Term - Special Care	27,881	153,885,934	5,519	38,039,455	0.25	38,433,188	0.25	
Wascana Rehabilitation Centre - Phase 2	WRC-2	24	Long Term - Special Care	12,082	57,237,236	4,737	12,406,905	0.22	12,636,869	0.22	
Wascana Rehabilitation Centre - Phase 3	WRC-3	58	Other - Admin Building	5,118	24,490,229	4,785	7,421,694	0.30	7,483,111	0.31	
Wascana Rehabilitation Centre - Storage Building	WRC-4	39	Storage	395	1,367,589	3,462	541,953	0.40	541,953	0.40	
Subtotal for Building				45,476	236,980,988	5,211	58,410,006	0.25	59,095,122	0.25	
Campus Name: Wascana Rehabilitation Centre					236,980,988		58,410,006	0.25	59,095,122	0.25	

Reporting Currency: CAD

Adjustment Factor: 0%

Region Name: Phase 2 - Regina Qu'Appelle Health Region

Campus Name: Whitewood Community Health Centre

Asset	Number	Age	Use	Size	Replacement Value	Cost/ Unit	FCI Cost	FCI	RI Cost	RI	Asset Primary Photo
Asset Type: Building											
Whitewood Community Health Centre - Generator Building	WCHC-2	29	Utilities	47	394,543	8,395	58,317	0.15	58,317	0.15	
Whitewood Community Health Centre	WCHC-1	29	Long Term Care	1,567	12,186,286	7,777	2,802,052	0.23	2,898,003	0.24	
Subtotal for Building				1,614	12,580,828	7,795	2,860,369	0.23	2,956,320	0.23	
Campus Name: Whitewood Community Health Centre					12,580,828		2,860,369	0.23	2,956,320	0.23	




Asset List Report By Name

Reporting Currency: CAD

Adjustment Factor: 0%

Region Name: Phase 2 - Regina Qu'Appelle Health Region

Campus Name: William Booth Special Care Home

Asset	Number	Age	Use	Size	Replacement Value	Cost/ Unit	FCI Cost	FCI	RI Cost	RI	Asset Primary Photo
Asset Type: Building											
William Booth Special Care Home	WBSCH	49	Long Term - Special Care	4,334	20,313,857	4,687	6,276,131	0.31	6,400,156	0.32	
Subtotal for Building				4,334	20,313,857	4,687	6,276,131	0.31	6,400,156	0.32	
Campus Name: William Booth Special Care Home					20,313,857		6,276,131	0.31	6,400,156	0.32	




Asset List Report By Name

Reporting Currency: CAD

Adjustment Factor: 0%

Region Name: Phase 2 - Regina Qu'Appelle Health Region

Campus Name: Wolseley Lakeside Nursing Home



Asset	Number	Age	Use	Size	Replacement Value	Cost/ Unit	FCI Cost	FCI	RI Cost	RI	Asset Primary Photo
Asset Type: Building											
Wolseley Lakeside Nursing Home	WLSNH	28	Long Term Care	5,112	23,741,568	4,644	9,975,695	0.42	10,150,883	0.43	
Subtotal for Building				5,112	23,741,568	4,644	9,975,695	0.42	10,150,883	0.43	
Campus Name: Wolseley Lakeside Nursing Home					23,741,568		9,975,695	0.42	10,150,883	0.43	

Reporting Currency: CAD

Adjustment Factor: 0%

Region Name: Phase 2 - Regina Qu'Appelle Health Region

Campus Name: Wolseley Memorial Union Hospital

Asset	Number	Age	Use	Size	Replacement Value	Cost/ Unit	FCI Cost	FCI	RI Cost	RI	Asset Primary Photo
Asset Type: Building											
Wolseley Memorial Union Hospital - Generator Building	WMUH-2	35	Utilities	13	62,877	4,837	6,750	0.11	6,750	0.11	
Wolseley Memorial Union Hospital	WMUH-1	68	Medical - Hospital	1,265	4,774,656	3,774	2,611,429	0.55	3,585,205	0.75	
Subtotal for Building				1,278	4,837,533	3,785	2,618,179	0.54	3,591,954	0.74	
Campus Name: Wolseley Memorial Union Hospital					4,837,533		2,618,179	0.54	3,591,954	0.74	
Region Name: Phase 2 - Regina Qu'Appelle Health Region					1,678,725,932		499,830,692	0.30	515,387,874	0.31	
Summary					1,678,725,932		499,830,692	0.30	515,387,874	0.31	