




Asset List Report By Name

Reporting Currency: CAD

Adjustment Factor: 0%

Region Name: Phase 2 - Prairie North Health Region

Campus Name: Battlefords District Care Centre

Asset	Number	Age	Use	Size	Replacement Value	Cost/ Unit	FCI Cost	FCI	RI Cost	RI	Asset Primary Photo
Asset Type: Building											
Battlefords District Care Centre	01	72	Medical - Hospital	16,716	31,335,181	1,875	15,300,134	0.49	16,521,755	0.53	
Subtotal for Building				16,716	31,335,181	1,875	15,300,134	0.49	16,521,755	0.53	
Campus Name: Battlefords District Care Centre					31,335,181		15,300,134	0.49	16,521,755	0.53	




Asset List Report By Name

Reporting Currency: CAD

Adjustment Factor: 0%

Region Name: Phase 2 - Prairie North Health Region

Campus Name: Battlefords Union Hospital

Asset	Number	Age	Use	Size	Replacement Value	Cost/ Unit	FCI Cost	FCI	RI Cost	RI	Asset Primary Photo
Asset Type: Building											
Battlefords Union Hospital	01	68	Medical - Hospital	23,400	64,597,863	2,761	28,079,024	0.43	28,406,726	0.44	
Subtotal for Building				23,400	64,597,863	2,761	28,079,024	0.43	28,406,726	0.44	
Campus Name: Battlefords Union Hospital					64,597,863		28,079,024	0.43	28,406,726	0.44	




Asset List Report By Name

Reporting Currency: CAD

Adjustment Factor: 0%

Region Name: Phase 2 - Prairie North Health Region

Campus Name: Co-op Plaza

Asset	Number	Age	Use	Size	Replacement Value	Cost/ Unit	FCI Cost	FCI	RI Cost	RI	Asset Primary Photo
Asset Type: Building											
Co-op Plaza	01	35	Medical - Clinic\Office	8,823	23,824,506	2,700	4,504,585	0.19	4,546,402	0.19	
Subtotal for Building				8,823	23,824,506	2,700	4,504,585	0.19	4,546,402	0.19	
Campus Name: Co-op Plaza					23,824,506		4,504,585	0.19	4,546,402	0.19	




Asset List Report By Name

Reporting Currency: CAD

Adjustment Factor: 0%

Region Name: Phase 2 - Prairie North Health Region

Campus Name: Cutknife Health Complex

Asset	Number	Age	Use	Size	Replacement Value	Cost/ Unit	FCI Cost	FCI	RI Cost	RI	Asset Primary Photo
Asset Type: Building											
Cutknife Health Complex	01	30	Long Term Care	2,608	10,667,848	4,090	5,384,675	0.50	5,473,595	0.51	
Subtotal for Building				2,608	10,667,848	4,090	5,384,675	0.50	5,473,595	0.51	
Campus Name: Cutknife Health Complex					10,667,848		5,384,675	0.50	5,473,595	0.51	




Asset List Report By Name

Reporting Currency: CAD

Adjustment Factor: 0%

Region Name: Phase 2 - Prairie North Health Region

Campus Name: Donaldson House

Asset	Number	Age	Use	Size	Replacement Value	Cost/ Unit	FCI Cost	FCI	RI Cost	RI	Asset Primary Photo
Asset Type: Building											
Donaldson House	01	35	Long Term Care	279	594,855	2,132	164,218	0.28	168,605	0.28	
Subtotal for Building				279	594,855	2,132	164,218	0.28	168,605	0.28	
Campus Name: Donaldson House					594,855		164,218	0.28	168,605	0.28	




Asset List Report By Name

Reporting Currency: CAD

Adjustment Factor: 0%

Region Name: Phase 2 - Prairie North Health Region

Campus Name: Dr. Cooke Extended Care Centre

Asset	Number	Age	Use	Size	Replacement Value	Cost/ Unit	FCI Cost	FCI	RI Cost	RI	Asset Primary Photo
Asset Type: Building											
Dr. Cooke Extended Care Centre	01	46	Long Term Care	7,645	22,207,920	2,905	9,553,542	0.43	9,963,649	0.45	
Subtotal for Building				7,645	22,207,920	2,905	9,553,542	0.43	9,963,649	0.45	
Campus Name: Dr. Cooke Extended Care Centre					22,207,920		9,553,542	0.43	9,963,649	0.45	




Asset List Report By Name

Reporting Currency: CAD

Adjustment Factor: 0%

Region Name: Phase 2 - Prairie North Health Region

Campus Name: Hopeview Rehabilitation Centre

Asset	Number	Age	Use	Size	Replacement Value	Cost/ Unit	FCI Cost	FCI	RI Cost	RI	Asset Primary Photo
Asset Type: Building											
Hopeview Rehabilitation Centre	01	44	Long Term Care	362	788,150	2,177	491,108	0.62	500,943	0.64	
Subtotal for Building				362	788,150	2,177	491,108	0.62	500,943	0.64	
Campus Name: Hopeview Rehabilitation Centre					788,150		491,108	0.62	500,943	0.64	




Asset List Report By Name

Reporting Currency: CAD

Adjustment Factor: 0%

Region Name: Phase 2 - Prairie North Health Region

Campus Name: Jubilee Home

Asset	Number	Age	Use	Size	Replacement Value	Cost/ Unit	FCI Cost	FCI	RI Cost	RI	Asset Primary Photo
Asset Type: Building											
Jubilee Home	01	29	Long Term Care	3,230	11,690,314	3,619	5,370,262	0.46	5,470,358	0.47	
Subtotal for Building				3,230	11,690,314	3,619	5,370,262	0.46	5,470,358	0.47	
Campus Name: Jubilee Home					11,690,314		5,370,262	0.46	5,470,358	0.47	




Asset List Report By Name

Reporting Currency: CAD

Adjustment Factor: 0%

Region Name: Phase 2 - Prairie North Health Region

Campus Name: L. Gervais Memorial Health Centre

Asset	Number	Age	Use	Size	Replacement Value	Cost/ Unit	FCI Cost	FCI	RI Cost	RI	Asset Primary Photo
Asset Type: Building											
L. Gervais Memorial Health Centre	01	48	Long Term Care	1,672	5,772,086	3,452	567,195	0.10	567,195	0.10	
Subtotal for Building				1,672	5,772,086	3,452	567,195	0.10	567,195	0.10	
Campus Name: L. Gervais Memorial Health Centre					5,772,086		567,195	0.10	567,195	0.10	




Asset List Report By Name

Reporting Currency: CAD

Adjustment Factor: 0%

Region Name: Phase 2 - Prairie North Health Region

Campus Name: Lady Minto Health Centre

Asset	Number	Age	Use	Size	Replacement Value	Cost/ Unit	FCI Cost	FCI	RI Cost	RI	Asset Primary Photo
Asset Type: Building											
Lady Minto Health Centre	01	23	Long Term Care	1,830	7,182,295	3,925	1,834,113	0.26	1,834,113	0.26	
Subtotal for Building				1,830	7,182,295	3,925	1,834,113	0.26	1,834,113	0.26	
Campus Name: Lady Minto Health Centre					7,182,295		1,834,113	0.26	1,834,113	0.26	




Asset List Report By Name

Reporting Currency: CAD

Adjustment Factor: 0%

Region Name: Phase 2 - Prairie North Health Region

Campus Name: Lloydminster Home Care

Asset	Number	Age	Use	Size	Replacement Value	Cost/ Unit	FCI Cost	FCI	RI Cost	RI	Asset Primary Photo
Asset Type: Building											
Lloydminster Home Care	01	27	Medical - Clinic\Office	1,012	2,793,639	2,761	761,223	0.27	787,263	0.28	
Subtotal for Building				1,012	2,793,639	2,761	761,223	0.27	787,263	0.28	
Campus Name: Lloydminster Home Care					2,793,639		761,223	0.27	787,263	0.28	




Asset List Report By Name

Reporting Currency: CAD

Adjustment Factor: 0%

Region Name: Phase 2 - Prairie North Health Region

Campus Name: Lloydminster Hospital

Asset	Number	Age	Use	Size	Replacement Value	Cost/ Unit	FCI Cost	FCI	RI Cost	RI	Asset Primary Photo
Asset Type: Building											
Lloydminster Hospital	01	27	Medical - Hospital	10,241	45,774,079	4,470	18,097,528	0.40	18,546,473	0.41	
Subtotal for Building				10,241	45,774,079	4,470	18,097,528	0.40	18,546,473	0.41	
Campus Name: Lloydminster Hospital					45,774,079		18,097,528	0.40	18,546,473	0.41	




Asset List Report By Name

Reporting Currency: CAD

Adjustment Factor: 0%

Region Name: Phase 2 - Prairie North Health Region

Campus Name: Loon Lake Union Hospital

Asset	Number	Age	Use	Size	Replacement Value	Cost/ Unit	FCI Cost	FCI	RI Cost	RI	Asset Primary Photo
Asset Type: Building											
Loon Lake Union Hospital	01	52	Long Term Care	1,858	6,795,500	3,657	435,124	0.06	435,124	0.06	
Subtotal for Building				1,858	6,795,500	3,657	435,124	0.06	435,124	0.06	
Campus Name: Loon Lake Union Hospital					6,795,500		435,124	0.06	435,124	0.06	




Asset List Report By Name

Reporting Currency: CAD

Adjustment Factor: 0%

Region Name: Phase 2 - Prairie North Health Region

Campus Name: Maidstone Hospital

Asset	Number	Age	Use	Size	Replacement Value	Cost/ Unit	FCI Cost	FCI	RI Cost	RI	Asset Primary Photo
Asset Type: Building											
Maidstone Hospital	01	28	Long Term Care	4,740	17,956,355	3,788	405,626	0.02	405,626	0.02	
Subtotal for Building				4,740	17,956,355	3,788	405,626	0.02	405,626	0.02	
Campus Name: Maidstone Hospital					17,956,355		405,626	0.02	405,626	0.02	




Asset List Report By Name

Reporting Currency: CAD

Adjustment Factor: 0%

Region Name: Phase 2 - Prairie North Health Region

Campus Name: Manitou Health Centre

Asset	Number	Age	Use	Size	Replacement Value	Cost/ Unit	FCI Cost	FCI	RI Cost	RI	Asset Primary Photo
Asset Type: Building											
Manitou Health Centre	01	18	Medical - Clinic\Office	463	1,576,499	3,405	252,819	0.16	252,819	0.16	
Subtotal for Building				463	1,576,499	3,405	252,819	0.16	252,819	0.16	
Campus Name: Manitou Health Centre					1,576,499		252,819	0.16	252,819	0.16	




Asset List Report By Name

Reporting Currency: CAD

Adjustment Factor: 0%

Region Name: Phase 2 - Prairie North Health Region

Campus Name: Meadow Lake Clinic

Asset	Number	Age	Use	Size	Replacement Value	Cost/ Unit	FCI Cost	FCI	RI Cost	RI	Asset Primary Photo
Asset Type: Building											
Meadow Lake Clinic	0000	54	Medical - Hospital	706	2,392,425	3,389	134,514	0.06	134,514	0.06	
Subtotal for Building				706	2,392,425	3,389	134,514	0.06	134,514	0.06	
Campus Name: Meadow Lake Clinic					2,392,425		134,514	0.06	134,514	0.06	




Asset List Report By Name

Reporting Currency: CAD

Adjustment Factor: 0%

Region Name: Phase 2 - Prairie North Health Region

Campus Name: Meadow Lake Hospital

Asset	Number	Age	Use	Size	Replacement Value	Cost/ Unit	FCI Cost	FCI	RI Cost	RI	Asset Primary Photo
Asset Type: Building											
Meadow Lake Hospital	01	14	Medical - Hospital	5,500	19,416,362	3,530	3,256,326	0.17	3,256,326	0.17	
Subtotal for Building				5,500	19,416,362	3,530	3,256,326	0.17	3,256,326	0.17	
Campus Name: Meadow Lake Hospital					19,416,362		3,256,326	0.17	3,256,326	0.17	




Asset List Report By Name

Reporting Currency: CAD

Adjustment Factor: 0%

Region Name: Phase 2 - Prairie North Health Region

Campus Name: Northland Pioneers Lodge

Asset	Number	Age	Use	Size	Replacement Value	Cost/ Unit	FCI Cost	FCI	RI Cost	RI	Asset Primary Photo
Asset Type: Building											
Northland Pioneers Lodge	01	57	Long Term - Special Care	3,850	13,034,305	3,386	6,070,045	0.47	6,170,853	0.47	
Subtotal for Building				3,850	13,034,305	3,386	6,070,045	0.47	6,170,853	0.47	
Campus Name: Northland Pioneers Lodge					13,034,305		6,070,045	0.47	6,170,853	0.47	




Asset List Report By Name

Reporting Currency: CAD

Adjustment Factor: 0%

Region Name: Phase 2 - Prairie North Health Region

Campus Name: Paradise Hill Health Centre

Asset	Number	Age	Use	Size	Replacement Value	Cost/ Unit	FCI Cost	FCI	RI Cost	RI	Asset Primary Photo
Asset Type: Building											
Paradise Hill Health Centre	01	34	Long Term - Special Care	1,557	4,801,416	3,084	1,515,655	0.32	1,518,796	0.32	
Subtotal for Building				1,557	4,801,416	3,084	1,515,655	0.32	1,518,796	0.32	
Campus Name: Paradise Hill Health Centre					4,801,416		1,515,655	0.32	1,518,796	0.32	




Asset List Report By Name

Reporting Currency: CAD

Adjustment Factor: 0%

Region Name: Phase 2 - Prairie North Health Region

Campus Name: River Heights Lodge

Asset	Number	Age	Use	Size	Replacement Value	Cost/ Unit	FCI Cost	FCI	RI Cost	RI	Asset Primary Photo
Asset Type: Building											
River Heights Lodge	01	51	Long Term Care	4,200	15,014,183	3,575	4,678,102	0.31	4,844,704	0.32	
Subtotal for Building				4,200	15,014,183	3,575	4,678,102	0.31	4,844,704	0.32	
Campus Name: River Heights Lodge					15,014,183		4,678,102	0.31	4,844,704	0.32	




Asset List Report By Name

Reporting Currency: CAD

Adjustment Factor: 0%

Region Name: Phase 2 - Prairie North Health Region

Campus Name: Riverside Health Complex

Asset	Number	Age	Use	Size	Replacement Value	Cost/ Unit	FCI Cost	FCI	RI Cost	RI	Asset Primary Photo
Asset Type: Building											
Riverside Health Complex	01	13	Long Term - Special Care	2,978	10,039,575	3,371	1,133,846	0.11	1,133,846	0.11	
Subtotal for Building				2,978	10,039,575	3,371	1,133,846	0.11	1,133,846	0.11	
Campus Name: Riverside Health Complex					10,039,575		1,133,846	0.11	1,133,846	0.11	




Asset List Report By Name

Reporting Currency: CAD

Adjustment Factor: 0%

Region Name: Phase 2 - Prairie North Health Region

Campus Name: St. Walburg Health Complex

Asset	Number	Age	Use	Size	Replacement Value	Cost/ Unit	FCI Cost	FCI	RI Cost	RI	Asset Primary Photo
Asset Type: Building											
St. Walburg Health Complex	01	38	Long Term Care	1,977	6,792,117	3,436	2,764,954	0.41	2,768,095	0.41	
Subtotal for Building				1,977	6,792,117	3,436	2,764,954	0.41	2,768,095	0.41	
Campus Name: St. Walburg Health Complex					6,792,117		2,764,954	0.41	2,768,095	0.41	




Asset List Report By Name

Reporting Currency: CAD

Adjustment Factor: 0%

Region Name: Phase 2 - Prairie North Health Region

Campus Name: Villa Pascal

Asset	Number	Age	Use	Size	Replacement Value	Cost/ Unit	FCI Cost	FCI	RI Cost	RI	Asset Primary Photo
Asset Type: Building											
Villa Pascal	01	36	Long Term Care	1,301	5,189,305	3,989	1,689,989	0.33	1,758,314	0.34	
Subtotal for Building				1,301	5,189,305	3,989	1,689,989	0.33	1,758,314	0.34	
Campus Name: Villa Pascal					5,189,305		1,689,989	0.33	1,758,314	0.34	
Region Name: Phase 2 - Prairie North Health Region					330,236,777		112,444,608	0.34	115,466,092	0.35	
Summary					330,236,777		112,444,608	0.34	115,466,092	0.35	