




Asset List Report By Name

Reporting Currency: CAD

Adjustment Factor: 0%

Region Name: Phase 2 - Mamawetan Churchill River Health Region

Campus Name: Creighton Government Building

Asset	Number	Age	Use	Size	Replacement Value	Cost/ Unit	FCI Cost	FCI	RI Cost	RI	Asset Primary Photo
Asset Type: Building											
Creighton Government Building	01	29	Community Health Centre	47	864,326	18,390	164,778	0.19	168,200	0.19	
Subtotal for Building				47	864,326	18,390	164,778	0.19	168,200	0.19	
Campus Name: Creighton Government Building					864,326		164,778	0.19	168,200	0.19	




Asset List Report By Name

Reporting Currency: CAD

Adjustment Factor: 0%

Region Name: Phase 2 - Mamawetan Churchill River Health Region

Campus Name: La Ronge Health Centre

Asset	Number	Age	Use	Size	Replacement Value	Cost/ Unit	FCI Cost	FCI	RI Cost	RI	Asset Primary Photo
Asset Type: Building											
La Ronge Health Centre	01	19	Medical - Hospital	5,748	25,759,278	4,481	1,586,806	0.06	1,586,806	0.06	
Subtotal for Building				5,748	25,759,278	4,481	1,586,806	0.06	1,586,806	0.06	
Campus Name: La Ronge Health Centre					25,759,278		1,586,806	0.06	1,586,806	0.06	




Asset List Report By Name

Reporting Currency: CAD

Adjustment Factor: 0%

Region Name: Phase 2 - Mamawetan Churchill River Health Region

Campus Name: Pinehouse Health Centre

Asset	Number	Age	Use	Size	Replacement Value	Cost/ Unit	FCI Cost	FCI	RI Cost	RI	Asset Primary Photo
Asset Type: Building											
Pinehouse Health Centre	01	34	Community Health Centre	396	1,522,276	3,844	3,780	0.00	107,512	0.07	
Subtotal for Building				396	1,522,276	3,844	3,780	0.00	107,512	0.07	
Campus Name: Pinehouse Health Centre					1,522,276		3,780	0.00	107,512	0.07	




Asset List Report By Name

Reporting Currency: CAD

Adjustment Factor: 0%

Region Name: Phase 2 - Mamawetan Churchill River Health Region

Campus Name: Sandy Bay Health Centre

Asset	Number	Age	Use	Size	Replacement Value	Cost/ Unit	FCI Cost	FCI	RI Cost	RI	Asset Primary Photo
Asset Type: Building											
Sandy Bay Health Centre	01	37	Community Health Centre	176	911,605	5,180	76,218	0.08	132,181	0.14	
Subtotal for Building				176	911,605	5,180	76,218	0.08	132,181	0.14	
Campus Name: Sandy Bay Health Centre					911,605		76,218	0.08	132,181	0.14	




Asset List Report By Name

Reporting Currency: CAD

Adjustment Factor: 0%

Region Name: Phase 2 - Mamawetan Churchill River Health Region

Campus Name: Weyakwin Government Building

Asset	Number	Age	Use	Size	Replacement Value	Cost/ Unit	FCI Cost	FCI	RI Cost	RI	Asset Primary Photo
Asset Type: Building											
Weyakwin Government Building	01	35	Community Health Centre	73	682,007	9,343	19,219	0.03	22,359	0.03	
Subtotal for Building				73	682,007	9,343	19,219	0.03	22,359	0.03	
Campus Name: Weyakwin Government Building					682,007		19,219	0.03	22,359	0.03	
Region Name: Phase 2 - Mamawetan Churchill River Health Region					29,739,492		1,850,801	0.06	2,017,058	0.07	
Summary					29,739,492		1,850,801	0.06	2,017,058	0.07	