




Asset List Report By Name

Reporting Currency: CAD

Adjustment Factor: 0%

Region Name: Phase 2 - Kelsey Trail Health Region

Campus Name: Arborfield Health Centre

Asset	Number	Age	Use	Size	Replacement Value	Cost/ Unit	FCI Cost	FCI	RI Cost	RI	Asset Primary Photo
Asset Type: Building											
Arborfield Health Centre	AHC	28	Long Term Care	2,068	9,378,237	4,535	2,650,100	0.28	2,650,681	0.28	
Subtotal for Building				2,068	9,378,237	4,535	2,650,100	0.28	2,650,681	0.28	
Campus Name: Arborfield Health Centre					9,378,237		2,650,100	0.28	2,650,681	0.28	




Asset List Report By Name

Reporting Currency: CAD

Adjustment Factor: 0%

Region Name: Phase 2 - Kelsey Trail Health Region

Campus Name: Carrot River Health Centre

Asset	Number	Age	Use	Size	Replacement Value	Cost/ Unit	FCI Cost	FCI	RI Cost	RI	Asset Primary Photo
Asset Type: Building											
Carrot River Health Centre	CRHC	40	Long Term Care	2,006	9,419,309	4,696	989,273	0.11	1,028,523	0.11	
Subtotal for Building				2,006	9,419,309	4,696	989,273	0.11	1,028,523	0.11	
Campus Name: Carrot River Health Centre					9,419,309		989,273	0.11	1,028,523	0.11	




Asset List Report By Name

Reporting Currency: CAD

Adjustment Factor: 0%

Region Name: Phase 2 - Kelsey Trail Health Region

Campus Name: Chateau Providence

Asset	Number	Age	Use	Size	Replacement Value	Cost/ Unit	FCI Cost	FCI	RI Cost	RI	Asset Primary Photo
Asset Type: Building											
Chateau Providence	CP	24	Long Term Care	2,102	8,659,909	4,120	552,760	0.06	816,683	0.09	
Subtotal for Building				2,102	8,659,909	4,120	552,760	0.06	816,683	0.09	
Campus Name: Chateau Providence					8,659,909		552,760	0.06	816,683	0.09	




Asset List Report By Name

Reporting Currency: CAD

Adjustment Factor: 0%

Region Name: Phase 2 - Kelsey Trail Health Region

Campus Name: Cumberland Health Center

Asset	Number	Age	Use	Size	Replacement Value	Cost/ Unit	FCI Cost	FCI	RI Cost	RI	Asset Primary Photo
Asset Type: Building											
Cumberland Health Center	1	44	Other - Admin Building	232	761,859	3,284	336,792	0.44	356,280	0.47	
Subtotal for Building				232	761,859	3,284	336,792	0.44	356,280	0.47	
Campus Name: Cumberland Health Center					761,859		336,792	0.44	356,280	0.47	




Asset List Report By Name

Reporting Currency: CAD

Adjustment Factor: 0%

Region Name: Phase 2 - Kelsey Trail Health Region

Campus Name: Hudson Bay Health Centre (Acute & LTC)

Asset	Number	Age	Use	Size	Replacement Value	Cost/ Unit	FCI Cost	FCI	RI Cost	RI	Asset Primary Photo
Asset Type: Building											
Hudson Bay Health Centre (Acute & LTC)	HBHC	27	Medical - Hospital	3,000	13,810,886	4,604	2,587,475	0.19	2,591,955	0.19	
Subtotal for Building				3,000	13,810,886	4,604	2,587,475	0.19	2,591,955	0.19	
Campus Name: Hudson Bay Health Centre (Acute & LTC)					13,810,886		2,587,475	0.19	2,591,955	0.19	




Asset List Report By Name

Reporting Currency: CAD

Adjustment Factor: 0%

Region Name: Phase 2 - Kelsey Trail Health Region

Campus Name: Kelvindell Lodge

Asset	Number	Age	Use	Size	Replacement Value	Cost/ Unit	FCI Cost	FCI	RI Cost	RI	Asset Primary Photo
Asset Type: Building											
Kelvindell Lodge	KL	38	Long Term Care	2,050	8,468,731	4,131	4,080,830	0.48	4,219,492	0.50	
Subtotal for Building				2,050	8,468,731	4,131	4,080,830	0.48	4,219,492	0.50	
Campus Name: Kelvindell Lodge					8,468,731		4,080,830	0.48	4,219,492	0.50	




Asset List Report By Name

Reporting Currency: CAD

Adjustment Factor: 0%

Region Name: Phase 2 - Kelsey Trail Health Region

Campus Name: Kelvington Hospital

Asset	Number	Age	Use	Size	Replacement Value	Cost/ Unit	FCI Cost	FCI	RI Cost	RI	Asset Primary Photo
Asset Type: Building											
Kelvington Hospital	KH	45	Medical - Hospital	1,400	7,659,360	5,471	3,834,160	0.50	3,930,281	0.51	
Subtotal for Building				1,400	7,659,360	5,471	3,834,160	0.50	3,930,281	0.51	
Campus Name: Kelvington Hospital					7,659,360		3,834,160	0.50	3,930,281	0.51	




Asset List Report By Name

Reporting Currency: CAD

Adjustment Factor: 0%

Region Name: Phase 2 - Kelsey Trail Health Region

Campus Name: KTHR Regional Office

Asset	Number	Age	Use	Size	Replacement Value	Cost/ Unit	FCI Cost	FCI	RI Cost	RI	Asset Primary Photo
Asset Type: Building											
KTHR Regional Office	KTHRRO	54	Public Health Office	632	2,156,468	3,412	658,862	0.31	730,977	0.34	
Subtotal for Building				632	2,156,468	3,412	658,862	0.31	730,977	0.34	
Campus Name: KTHR Regional Office					2,156,468		658,862	0.31	730,977	0.34	




Asset List Report By Name

Reporting Currency: CAD

Adjustment Factor: 0%

Region Name: Phase 2 - Kelsey Trail Health Region

Campus Name: Melfort Hospital

Asset	Number	Age	Use	Size	Replacement Value	Cost/ Unit	FCI Cost	FCI	RI Cost	RI	Asset Primary Photo
Asset Type: Building											
Melfort Hospital	MH	50	Medical - Hospital	9,556	41,053,804	4,296	14,185,121	0.35	14,385,440	0.35	
Subtotal for Building				9,556	41,053,804	4,296	14,185,121	0.35	14,385,440	0.35	
Campus Name: Melfort Hospital					41,053,804		14,185,121	0.35	14,385,440	0.35	




Asset List Report By Name

Reporting Currency: CAD

Adjustment Factor: 0%

Region Name: Phase 2 - Kelsey Trail Health Region

Campus Name: Newmarket Manor

Asset	Number	Age	Use	Size	Replacement Value	Cost/ Unit	FCI Cost	FCI	RI Cost	RI	Asset Primary Photo
Asset Type: Building											
Newmarket Manor	NM	27	Long Term Care	2,230	9,737,868	4,367	3,142,435	0.32	3,252,937	0.33	
Subtotal for Building				2,230	9,737,868	4,367	3,142,435	0.32	3,252,937	0.33	
Campus Name: Newmarket Manor					9,737,868		3,142,435	0.32	3,252,937	0.33	




Asset List Report By Name

Reporting Currency: CAD

Adjustment Factor: 0%

Region Name: Phase 2 - Kelsey Trail Health Region

Campus Name: Nipawin Hospital

Asset	Number	Age	Use	Size	Replacement Value	Cost/ Unit	FCI Cost	FCI	RI Cost	RI	Asset Primary Photo
Asset Type: Building											
Nipawin Hospital	NH	29	Medical - Hospital	6,060	29,327,615	4,840	3,494,434	0.12	3,503,393	0.12	
Subtotal for Building				6,060	29,327,615	4,840	3,494,434	0.12	3,503,393	0.12	
Campus Name: Nipawin Hospital					29,327,615		3,494,434	0.12	3,503,393	0.12	




Asset List Report By Name

Reporting Currency: CAD

Adjustment Factor: 0%

Region Name: Phase 2 - Kelsey Trail Health Region

Campus Name: Nipawin Public Health

Asset	Number	Age	Use	Size	Replacement Value	Cost/ Unit	FCI Cost	FCI	RI Cost	RI	Asset Primary Photo
Asset Type: Building											
Nipawin Public Health	NPH	32	Other - Admin Building	215	710,102	3,303	63,129	0.09	63,129	0.09	
Subtotal for Building				215	710,102	3,303	63,129	0.09	63,129	0.09	
Campus Name: Nipawin Public Health					710,102		63,129	0.09	63,129	0.09	




Asset List Report By Name

Reporting Currency: CAD

Adjustment Factor: 0%

Region Name: Phase 2 - Kelsey Trail Health Region

Campus Name: Nirvana Assisted Living

Asset	Number	Age	Use	Size	Replacement Value	Cost/ Unit	FCI Cost	FCI	RI Cost	RI	Asset Primary Photo
Asset Type: Building											
Nirvana Assisted Living	NAL	39	Long Term Care	2,415	9,998,773	4,140	1,556,234	0.16	1,604,184	0.16	
Subtotal for Building				2,415	9,998,773	4,140	1,556,234	0.16	1,604,184	0.16	
Campus Name: Nirvana Assisted Living					9,998,773		1,556,234	0.16	1,604,184	0.16	




Asset List Report By Name

Reporting Currency: CAD

Adjustment Factor: 0%

Region Name: Phase 2 - Kelsey Trail Health Region

Campus Name: Parkland Place

Asset	Number	Age	Use	Size	Replacement Value	Cost/ Unit	FCI Cost	FCI	RI Cost	RI	Asset Primary Photo
Asset Type: Building											
Parkland Place	PP	13	Long Term Care	5,800	20,280,636	3,497	610,612	0.03	610,612	0.03	
Subtotal for Building				5,800	20,280,636	3,497	610,612	0.03	610,612	0.03	
Campus Name: Parkland Place					20,280,636		610,612	0.03	610,612	0.03	




Asset List Report By Name

Reporting Currency: CAD

Adjustment Factor: 0%

Region Name: Phase 2 - Kelsey Trail Health Region

Campus Name: Pineview Lodge

Asset	Number	Age	Use	Size	Replacement Value	Cost/ Unit	FCI Cost	FCI	RI Cost	RI	Asset Primary Photo
Asset Type: Building											
Pineview Lodge	PL	45	Long Term Care	5,357	19,383,910	3,618	4,704,186	0.24	4,915,648	0.25	
Subtotal for Building				5,357	19,383,910	3,618	4,704,186	0.24	4,915,648	0.25	
Campus Name: Pineview Lodge					19,383,910		4,704,186	0.24	4,915,648	0.25	




Asset List Report By Name

Reporting Currency: CAD

Adjustment Factor: 0%

Region Name: Phase 2 - Kelsey Trail Health Region

Campus Name: Porcupine Hospital

Asset	Number	Age	Use	Size	Replacement Value	Cost/ Unit	FCI Cost	FCI	RI Cost	RI	Asset Primary Photo
Asset Type: Building											
Porcupine Hospital	PH	47	Medical - Hospital	1,281	6,253,955	4,882	1,845,672	0.30	2,042,729	0.33	
Subtotal for Building				1,281	6,253,955	4,882	1,845,672	0.30	2,042,729	0.33	
Campus Name: Porcupine Hospital					6,253,955		1,845,672	0.30	2,042,729	0.33	




Asset List Report By Name

Reporting Currency: CAD

Adjustment Factor: 0%

Region Name: Phase 2 - Kelsey Trail Health Region

Campus Name: Red Deer Nursing Home

Asset	Number	Age	Use	Size	Replacement Value	Cost/ Unit	FCI Cost	FCI	RI Cost	RI	Asset Primary Photo
Asset Type: Building											
Red Deer Nursing Home	RDNH	43	Long Term Care	2,570	9,969,826	3,879	2,720,639	0.27	2,759,264	0.28	
Subtotal for Building				2,570	9,969,826	3,879	2,720,639	0.27	2,759,264	0.28	
Campus Name: Red Deer Nursing Home					9,969,826		2,720,639	0.27	2,759,264	0.28	




Asset List Report By Name

Reporting Currency: CAD

Adjustment Factor: 0%

Region Name: Phase 2 - Kelsey Trail Health Region

Campus Name: Rose Valley Health Centre

Asset	Number	Age	Use	Size	Replacement Value	Cost/ Unit	FCI Cost	FCI	RI Cost	RI	Asset Primary Photo
Asset Type: Building											
Rose Valley Health Centre	RVHC	54	Long Term Care	1,651	7,359,976	4,458	4,162,477	0.57	4,254,854	0.58	
Subtotal for Building				1,651	7,359,976	4,458	4,162,477	0.57	4,254,854	0.58	
Campus Name: Rose Valley Health Centre					7,359,976		4,162,477	0.57	4,254,854	0.58	




Asset List Report By Name

Reporting Currency: CAD

Adjustment Factor: 0%

Region Name: Phase 2 - Kelsey Trail Health Region

Campus Name: Sasko Park Lodge

Asset	Number	Age	Use	Size	Replacement Value	Cost/ Unit	FCI Cost	FCI	RI Cost	RI	Asset Primary Photo
Asset Type: Building											
Sasko Park Lodge	SPL	56	Long Term Care	2,043	8,157,346	3,993	4,318,087	0.53	4,435,639	0.54	
Subtotal for Building				2,043	8,157,346	3,993	4,318,087	0.53	4,435,639	0.54	
Campus Name: Sasko Park Lodge					8,157,346		4,318,087	0.53	4,435,639	0.54	




Asset List Report By Name

Reporting Currency: CAD

Adjustment Factor: 0%

Region Name: Phase 2 - Kelsey Trail Health Region

Campus Name: Smeaton Health Centre

Asset	Number	Age	Use	Size	Replacement Value	Cost/ Unit	FCI Cost	FCI	RI Cost	RI	Asset Primary Photo
Asset Type: Building											
Smeaton Health Centre	SHC	18	Medical - Clinic\Office	405	1,308,870	3,232	99,320	0.08	99,320	0.08	
Subtotal for Building				405	1,308,870	3,232	99,320	0.08	99,320	0.08	
Campus Name: Smeaton Health Centre					1,308,870		99,320	0.08	99,320	0.08	




Asset List Report By Name

Reporting Currency: CAD

Adjustment Factor: 0%

Region Name: Phase 2 - Kelsey Trail Health Region

Campus Name: Tisdale Hospital

Asset	Number	Age	Use	Size	Replacement Value	Cost/ Unit	FCI Cost	FCI	RI Cost	RI	Asset Primary Photo
Asset Type: Building											
Tisdale Hospital	TH	22	Medical - Hospital	4,282	26,697,916	6,235	11,314,954	0.42	11,335,853	0.42	
Subtotal for Building				4,282	26,697,916	6,235	11,314,954	0.42	11,335,853	0.42	
Campus Name: Tisdale Hospital					26,697,916		11,314,954	0.42	11,335,853	0.42	
Region Name: Phase 2 - Kelsey Trail Health Region					250,555,355		67,907,551	0.27	69,587,875	0.28	
Summary					250,555,355		67,907,551	0.27	69,587,875	0.28	