




Asset List Report By Name

Reporting Currency: CAD

Adjustment Factor: 0%

Region Name: Phase 2 - Heartland Health Region

Campus Name: Beechy Health Centre

Asset	Number	Age	Use	Size	Replacement Value	Cost/ Unit	FCI Cost	FCI	RI Cost	RI	Asset Primary Photo
Asset Type: Building											
Beechy Health Centre	01	48	Medical - Clinic\Office	419	1,998,770	4,770	696,911	0.35	756,724	0.38	
Subtotal for Building				419	1,998,770	4,770	696,911	0.35	756,724	0.38	
Campus Name: Beechy Health Centre					1,998,770		696,911	0.35	756,724	0.38	




Asset List Report By Name

Reporting Currency: CAD

Adjustment Factor: 0%

Region Name: Phase 2 - Heartland Health Region

Campus Name: Biggar Hospital

Asset	Number	Age	Use	Size	Replacement Value	Cost/ Unit	FCI Cost	FCI	RI Cost	RI	Asset Primary Photo
Asset Type: Building											
Biggar Hospital	01	38	Medical - Hospital	2,521	12,591,061	4,994	4,457,951	0.35	4,517,375	0.36	
Subtotal for Building				2,521	12,591,061	4,994	4,457,951	0.35	4,517,375	0.36	
Campus Name: Biggar Hospital					12,591,061		4,457,951	0.35	4,517,375	0.36	




Asset List Report By Name

Reporting Currency: CAD

Adjustment Factor: 0%

Region Name: Phase 2 - Heartland Health Region

Campus Name: Davidson Health Centre

Asset	Number	Age	Use	Size	Replacement Value	Cost/ Unit	FCI Cost	FCI	RI Cost	RI	Asset Primary Photo
Asset Type: Building											
Davidson Health Centre	01	49	Long Term Care	2,690	11,332,426	4,213	2,647,312	0.23	2,697,343	0.24	
Subtotal for Building				2,690	11,332,426	4,213	2,647,312	0.23	2,697,343	0.24	
Campus Name: Davidson Health Centre					11,332,426		2,647,312	0.23	2,697,343	0.24	




Asset List Report By Name

Reporting Currency: CAD

Adjustment Factor: 0%

Region Name: Phase 2 - Heartland Health Region

Campus Name: Dinsmore Health Centre

Asset	Number	Age	Use	Size	Replacement Value	Cost/ Unit	FCI Cost	FCI	RI Cost	RI	Asset Primary Photo
Asset Type: Building											
Dinsmore Health Centre	01	55	Long Term Care	1,641	6,897,965	4,204	3,752,791	0.54	3,840,145	0.56	
Subtotal for Building				1,641	6,897,965	4,204	3,752,791	0.54	3,840,145	0.56	
Campus Name: Dinsmore Health Centre					6,897,965		3,752,791	0.54	3,840,145	0.56	




Asset List Report By Name

Reporting Currency: CAD

Adjustment Factor: 0%

Region Name: Phase 2 - Heartland Health Region

Campus Name: Elrose Health Centre

Asset	Number	Age	Use	Size	Replacement Value	Cost/ Unit	FCI Cost	FCI	RI Cost	RI	Asset Primary Photo
Asset Type: Building											
Elrose Health Centre	01	37	Long Term Care	2,293	10,052,553	4,384	2,257,732	0.22	2,356,196	0.23	
Subtotal for Building				2,293	10,052,553	4,384	2,257,732	0.22	2,356,196	0.23	
Campus Name: Elrose Health Centre					10,052,553		2,257,732	0.22	2,356,196	0.23	




Asset List Report By Name

Reporting Currency: CAD

Adjustment Factor: 0%

Region Name: Phase 2 - Heartland Health Region

Campus Name: Eston Health Centre

Asset	Number	Age	Use	Size	Replacement Value	Cost/ Unit	FCI Cost	FCI	RI Cost	RI	Asset Primary Photo
Asset Type: Building											
Eston Health Centre	01	59	Long Term Care	2,178	10,328,746	4,742	3,149,345	0.30	3,208,847	0.31	
Subtotal for Building				2,178	10,328,746	4,742	3,149,345	0.30	3,208,847	0.31	
Campus Name: Eston Health Centre					10,328,746		3,149,345	0.30	3,208,847	0.31	






Asset List Report By Name

Reporting Currency: CAD

Adjustment Factor: 0%

Region Name: Phase 2 - Heartland Health Region

Campus Name: Kindersley Hospital and District Health Centre

Asset	Number	Age	Use	Size	Replacement Value	Cost/ Unit	FCI Cost	FCI	RI Cost	RI	Asset Primary Photo
Asset Type: Building											
Heritage Manor	01	28	Long Term Care	6,450	24,598,552	3,814	5,089,550	0.21	5,157,610	0.21	
Kindersley Hospital	02	48	Medical - Hospital	4,377	18,663,201	4,264	9,356,479	0.50	9,723,265	0.52	
Sunset Lodge	01	59	Other - Admin Building	743	3,521,212	4,739	827,410	0.23	890,987	0.25	
Subtotal for Building				11,570	46,782,965	4,043	15,273,439	0.33	15,771,862	0.34	
Campus Name: Kindersley Hospital and District Health					46,782,965		15,273,439	0.33	15,771,862	0.34	




Asset List Report By Name

Reporting Currency: CAD

Adjustment Factor: 0%

Region Name: Phase 2 - Heartland Health Region

Campus Name: Kindersley Sub Office

Asset	Number	Age	Use	Size	Replacement Value	Cost/ Unit	FCI Cost	FCI	RI Cost	RI	Asset Primary Photo
Asset Type: Building											
Kindersley Sub Office	01	29	Other - Admin Building	273	748,039	2,740	166,653	0.22	249,017	0.33	
Subtotal for Building				273	748,039	2,740	166,653	0.22	249,017	0.33	
Campus Name: Kindersley Sub Office					748,039		166,653	0.22	249,017	0.33	




Asset List Report By Name

Reporting Currency: CAD

Adjustment Factor: 0%

Region Name: Phase 2 - Heartland Health Region

Campus Name: Kyle Health Centre


Asset	Number	Age	Use	Size	Replacement Value	Cost/ Unit	FCI Cost	FCI	RI Cost	RI	Asset Primary Photo
Asset Type: Building											
Kyle Health Centre	01	25	Long Term Care	1,828	8,224,218	4,499	2,161,331	0.26	2,191,681	0.27	
Subtotal for Building				1,828	8,224,218	4,499	2,161,331	0.26	2,191,681	0.27	
Campus Name: Kyle Health Centre					8,224,218		2,161,331	0.26	2,191,681	0.27	

Reporting Currency: CAD

Adjustment Factor: 0%

Region Name: Phase 2 - Heartland Health Region

Campus Name: Lucky Lake Community Health Centre

Asset	Number	Age	Use	Size	Replacement Value	Cost/ Unit	FCI Cost	FCI	RI Cost	RI	Asset Primary Photo
Asset Type: Building											
Lucky Lake Community Health Centre	01	46	Long Term Care	1,371	6,380,873	4,654	2,251,901	0.35	2,386,903	0.37	
Subtotal for Building				1,371	6,380,873	4,654	2,251,901	0.35	2,386,903	0.37	
Campus Name: Lucky Lake Community Health Centre					6,380,873		2,251,901	0.35	2,386,903	0.37	




Asset List Report By Name

Reporting Currency: CAD

Adjustment Factor: 0%

Region Name: Phase 2 - Heartland Health Region

Campus Name: Outlook Health Centre

Asset	Number	Age	Use	Size	Replacement Value	Cost/ Unit	FCI Cost	FCI	RI Cost	RI	Asset Primary Photo
Asset Type: Building											
Outlook Health Centre	01	30	Medical - Hospital	4,833	30,647,154	6,341	513,864	0.02	552,054	0.02	
Subtotal for Building				4,833	30,647,154	6,341	513,864	0.02	552,054	0.02	
Campus Name: Outlook Health Centre					30,647,154		513,864	0.02	552,054	0.02	




Asset List Report By Name

Reporting Currency: CAD

Adjustment Factor: 0%

Region Name: Phase 2 - Heartland Health Region

Campus Name: Outlook Sub Office



Asset	Number	Age	Use	Size	Replacement Value	Cost/ Unit	FCI Cost	FCI	RI Cost	RI	Asset Primary Photo
Asset Type: Building											
Outlook Sub Office	01	69	Other - Admin Building	209	741,168	3,546	257,738	0.35	314,297	0.42	
Subtotal for Building				209	741,168	3,546	257,738	0.35	314,297	0.42	
Campus Name: Outlook Sub Office					741,168		257,738	0.35	314,297	0.42	

Reporting Currency: CAD

Adjustment Factor: 0%

Region Name: Phase 2 - Heartland Health Region

Campus Name: Rosetown Hospital and District Health Centre

Asset	Number	Age	Use	Size	Replacement Value	Cost/ Unit	FCI Cost	FCI	RI Cost	RI	Asset Primary Photo
Asset Type: Building											
Rosetown Hospital	01	50	Medical - Hospital	5,190	20,345,216	3,920	8,881,492	0.44	9,246,181	0.45	
Wheatbelt Centennial Lodge	01	47	Long Term Care	1,144	4,337,680	3,792	1,860,235	0.43	1,876,689	0.43	
Subtotal for Building				6,334	24,682,895	3,897	10,741,727	0.44	11,122,869	0.45	
Campus Name: Rosetown Hospital and District Health					24,682,895		10,741,727	0.44	11,122,869	0.45	




Asset List Report By Name

Reporting Currency: CAD

Adjustment Factor: 0%

Region Name: Phase 2 - Heartland Health Region

Campus Name: St. Joseph's Health Centre

Asset	Number	Age	Use	Size	Replacement Value	Cost/ Unit	FCI Cost	FCI	RI Cost	RI	Asset Primary Photo
Asset Type: Building											
St Joseph's Health Centre	01	17	Long Term Care	2,175	11,099,235	5,103	2,214,578	0.20	2,242,104	0.20	
Subtotal for Building				2,175	11,099,235	5,103	2,214,578	0.20	2,242,104	0.20	
Campus Name: St. Joseph's Health Centre					11,099,235		2,214,578	0.20	2,242,104	0.20	




Asset List Report By Name

Reporting Currency: CAD

Adjustment Factor: 0%

Region Name: Phase 2 - Heartland Health Region

Campus Name: Unity and District Health Centre

Asset	Number	Age	Use	Size	Replacement Value	Cost/ Unit	FCI Cost	FCI	RI Cost	RI	Asset Primary Photo
Asset Type: Building											
Unity and District Health Centre	01	51	Long Term Care	4,182	15,668,784	3,747	1,870,738	0.12	1,903,833	0.12	
Subtotal for Building				4,182	15,668,784	3,747	1,870,738	0.12	1,903,833	0.12	
Campus Name: Unity and District Health Centre					15,668,784		1,870,738	0.12	1,903,833	0.12	




Asset List Report By Name

Reporting Currency: CAD

Adjustment Factor: 0%

Region Name: Phase 2 - Heartland Health Region

Campus Name: Wilkie Health Centre

Asset	Number	Age	Use	Size	Replacement Value	Cost/ Unit	FCI Cost	FCI	RI Cost	RI	Asset Primary Photo
Asset Type: Building											
Wilkie Health Centre	01	32	Long Term Care	2,283	8,573,559	3,755	2,809,065	0.33	2,900,191	0.34	
Subtotal for Building				2,283	8,573,559	3,755	2,809,065	0.33	2,900,191	0.34	
Campus Name: Wilkie Health Centre					8,573,559		2,809,065	0.33	2,900,191	0.34	
Region Name: Phase 2 - Heartland Health Region					206,750,410		55,223,078	0.27	57,011,442	0.28	
Summary					206,750,410		55,223,078	0.27	57,011,442	0.28	