

## Contents

What is the big game draw? .....	1
Who can apply for the big game draw? .....	2
How do I apply for the big game draw? .....	2
Deadlines for submitting and updating big game draw applications .....	4
Selecting hunt choices on your application .....	4
How priority pools are used in the big game draw .....	5
Common problems encountered when filling out an online big game draw application.....	5
What happens after applications are submitted? .....	8
How can I check the status of my application(s) and check my draw results? .....	9
If I am drawn, how do I get my licence? .....	10
Tips and key points to remember .....	11

## What is the big game draw?

---

The big game draw is a transparent and equitable method of allocating a limited number of big game hunting licences. The big game draw started in 1958 after concerns were raised that the province's elk population was under heavy pressure from hunters. This year's Saskatchewan resident draw includes licences for elk, moose, either-sex mule deer, antlerless mule deer and pronghorn.

The big game draw uses a system of priority pools to ensure that all applicants are treated equally with a higher priority being given to applicants who have not been drawn for a number of years. Priority pools are established based on the last time a hunter was drawn for a particular species. The following conditions determine an applicant's pool for each draw species:

### **Super A Pool - 1st Priority**

- Consists of applicants who qualified for "A" Pool in the previous year but were **not** drawn for that species.
- To enter "Super A" Pool and to keep "Super A" status, applicants must continue to apply for that species **every** year until drawn.

### **A Pool - 2nd Priority**

- Consists of applicants who were drawn three years previous and all first-time applicants for a species.

### **B Pool - 3rd Priority**

- Consists of applicants who were drawn two years previous.

### **C Pool - 4th Priority**

- Consists of applicants who were drawn last year.

If an application is submitted with more than one hunter on the application, the application is placed in the priority pool of the hunter on the application with the lowest pool status.

### Who can apply for the big game draw?

---

Any Saskatchewan resident who is 12 years of age or older, RCMP member who is stationed and living in the province, or member of the Canadian Armed Forces who was a Saskatchewan resident at the time of recruitment or deployment from the province may apply for the draw. However, people whose hunting rights are suspended for either a *Wildlife Act* conviction or firearm incident are not eligible to apply for a licence, including WMZ 99 applications. Applications that include an applicant whose hunting rights are suspended will be rejected and excluded from the draw. Ensure that you do not apply with someone whose hunting rights are suspended.

All hunters applying for the big game draw must have a valid HAL ID. When creating your HAL ID Saskatchewan residents must have a **valid** Saskatchewan Health Services Card (SHSC) and enter their name exactly as it appears on their card. Members of the Canadian Armed Forces (CAF) must have added their regimental number to their HAL account prior to applying.

A Saskatchewan resident is defined for the purpose of the big game draw as a person who has been a resident of Canada for a period of one year and a resident of Saskatchewan for a period of three months immediately preceding the date of application. Hunters who own property in Saskatchewan but reside in another province, or reside in Saskatchewan but do not have a valid SHSC, do not qualify for the Saskatchewan resident big game draw.

All hunters born after January 1, 1971 must have graduated from a Firearm Safety/Hunter Education (FS/HE) course before applying. Note that there are separate federal firearm requirements, a federal possession and acquisition licence (PAL) does not exempt someone from being required to pass a FS/HE course.

### How do I apply for the big game draw?

---

Before submitting your application, make sure you review the [2017 Saskatchewan Resident Big Game Draw Supplement](#) for information on available hunts, tentative quotas, proper hunt designations, bag limits and season dates. Also review new changes for 2017 and do not assume that season dates, bag limit and quotas have not changed from last year. You may also wish to review big game draw results from previous years to help you with choosing hunt selections that can give you a better chance of being drawn. A map of the wildlife management zones is also available on the website.

Applications will only be accepted from May 1 to May 25, 2017. Please visit the big game draw page of the licensing website at [saskatchewanlicences.active.com](http://saskatchewanlicences.active.com) for information on the big game draw including a step-by-step guide on how to apply. The big game draw application is accessed through your HAL web account.

A valid Visa or MasterCard is required to apply. There is a non-refundable fee of \$6.00 per application.

Applicants are strongly encouraged to apply early and review their application(s) prior to the deadline. Changes cannot be made to applications after the May 25 deadline.

### **IMPORTANT –You must have a HAL account!**

Beginning in 2015, the big game draw has been incorporated into the automated Hunting, Angling and Trapping Licence (HAL) system. Applicants are required to submit all applications through their HAL web account. In addition to submitting applications, hunters are able to review their pool status, review and update their applications, look up draw results and purchase draw licences by visiting the [My Account](#) section of their HAL web account.

**All individual applicants must have an account in the new automated Hunting, Angling and Trapping Licence (HAL) system to apply for the big game draw.** When submitting an application the HAL ID and date of birth must be entered for all hunters being added to the application. Creating an account is a one-time requirement. Anyone who has already purchased hunting, fur or angling licences or applied for the big game draw since 2013 will already have a HAL number. If you do not already have a HAL number, please refer to the instructions on how to acquire a HAL number available on the [Government of Saskatchewan website](#). If you do not know your HAL number and cannot access your account online to view your HAL number, please call 1-855-848-4773 for assistance. Do not create another account. Your HAL number also appears on any previously printed licences purchased through the automated licensing service.

Applicants who meet the requirements of a Saskatchewan resident as a member of the Canadian Armed Forces (CAF) must have provided their regimental number on their HAL account prior to applying. The regimental number is not entered onto the application but must already be included on the applicant's HAL account.

A new feature introduced in 2015 gives applicants the ability to edit their applications any time prior to the application deadline. Changes that can be made include adding or removing hunt choices, changing the preference order of hunt choices and adding or removing group members to or from the application. Although all members of the application can view the application through their account, only the group leader, the individual who submitted the application, is able to make changes to the application.

Requests to cancel an application entirely must be done by making a request either in person or by email to [draw.biggame@gov.sk.ca](mailto:draw.biggame@gov.sk.ca). These requests must be received by 5:00 pm on May 25, 2017. Hunters are reminded that the \$6.00 application fee is non-refundable.

All applicants are advised to **apply early** to familiarize themselves with the new application process and to allow time to resolve any issues that may occur. Remember, all applicants must be verified as a Saskatchewan resident before an application can be successfully submitted. If you cannot be verified it may take time to resolve the issue. Saskatchewan residents can use the **Residency Verification** feature available on the licensing website to test whether or not they can be successfully verified.

### Deadlines for submitting and updating big game draw applications

The big game draw online application closes at midnight on May 25, 2017. Changes will not be accepted after this date/time. Once an application is submitted each member of the application can review the application through the **My Account** section of their HAL web account. Only the group leader who submitted the application has the ability to edit the application until the close of the application period at midnight, May 25. Changes that can be made include changing hunt choices or adding or removing group members. If you wish to cancel your application you must make a request either in person, by sending an email to [Draw.Biggame@gov.sk.ca](mailto:Draw.Biggame@gov.sk.ca) or by writing to: Fish and Wildlife Branch, Saskatchewan Ministry of Environment, 4<sup>th</sup> Floor, 3211 Albert Street, Regina, Saskatchewan, S4S 5W6. Your request needs to include your name, HAL number and species. The request must be received by 5:00 pm of May 25, 2017.

### Selecting hunt choices on your application

Applicants are given the option to select up to six hunt choices in order of preference for each species applied for in the big game draw. Hunts most often correspond to a Wildlife Management Zone (WMZ) but may include a combination of WMZs or in some cases a provincial park, Wildlife Management Unit, or a portion of a WMZ. For elk and moose there may also be both an either-sex and antlerless only hunt available for the same area. Ensure you select your desired hunts and preference order carefully.

The number of hunts you choose on your application can increase the likelihood that you may be drawn. For example, if you are not drawn for a licence in your first hunt of choice you can increase your odds of receiving a licence by selecting alternate hunts. Consider the licence quota for the hunts you select but remember to only select hunts that you are willing to be selected for.

**Table 1 How your odds of being drawn increase by selecting more than one hunt choice. Please note that this example may include hunt choices and quotas that are not applicable to the current year.**

<i>Example Moose Application</i>			
Hunt Choice (1-6)	Hunt	Quota For Hunt	Total Licences Available (Running Total)
1st	6	125	125
2nd	16	25	150
3rd	56	250	400
4th	60	100	500
5th	29	50	550
6th	33	75	625

If your application is selected, your first hunt selection is considered your first priority hunt. If all licences for that hut have been issued before your application was selected, your second hunt choice will be considered. This process is repeated until all hunt choices have been reviewed. If no quota is available for any of your hunt choices your application is not drawn. Please ensure you use proper designate hunt codes (designate zones) listed in the current Saskatchewan Resident Big Game Draw Supplement.

Applications are drawn randomly and all applications within a pool have an equal chance of being drawn, but some hunts are highly competitive for some species and the likelihood of being drawn for any

application may be very low. In recent years, moose and elk in the southern zones have been particularly competitive. The number of mule deer applicants has also increased significantly in the last five years. You may wish to review the summary of the number of applicants who applied and were drawn for each hunt by priority pool. This information is available from the licensing website at [saskatchewanlicences.active.com](http://saskatchewanlicences.active.com) by visiting the [Big Game Draw Page](#).

### **How priority pools are used in the big game draw**

Applications will be entered into the priority pool of the person on the application with the lowest pool status. For example, if there are four people on an application and three people have a pool status of “Super A” and one person has a pool status of “A” pool; this application would be treated as an “A” pool application. This does not affect the individual pool status of each hunter on the application. For example, if a hunter with an individual pool status of “B” pool and another hunter with a pool status of “A” pool apply together on an application and the application is not drawn, the hunter in “B” pool will advance to “A” pool and the hunter in “A” pool will advance to “Super A” pool for the following year.

Hunters are required to submit an application to retain “Super A” pool status or advance from “A” pool to “Super A” pool. If you do not want to be drawn for a particular species but would like to advance from “A” pool to “Super A”, or maintain “Super A” status, the “zone 99” option can be selected when applying. All applications for youth antlerless mule deer are placed in the “Super A” pool; therefore, zone 99 is not an option for youth applications.

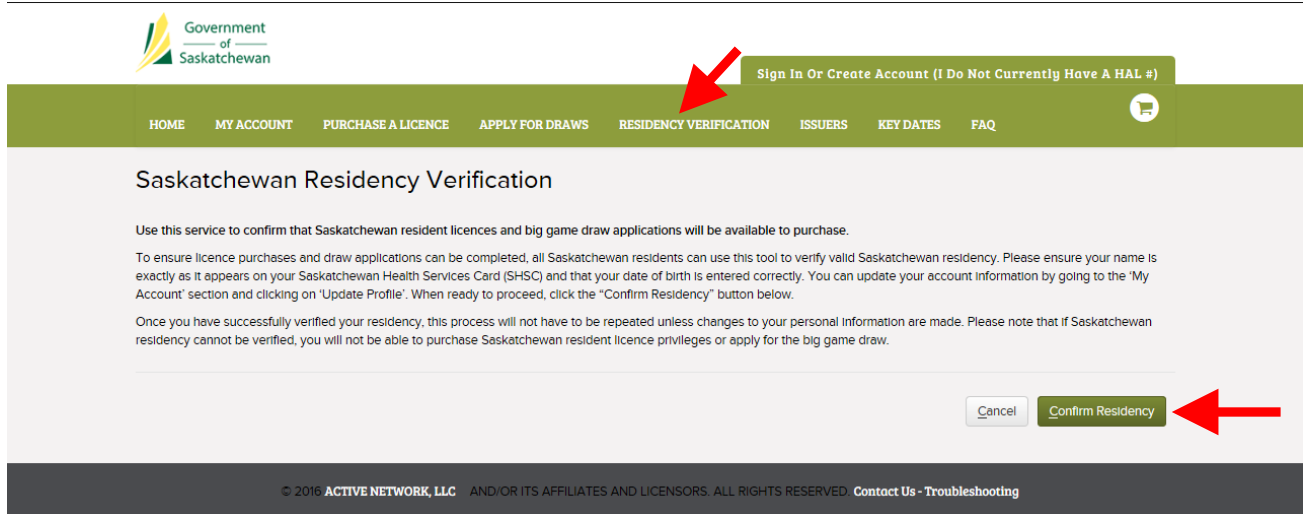
Individuals automatically move through the “C” and “B” pools; you need not apply. For example, if you were drawn for elk in 2014, without applying you will automatically advance from “C” pool in 2015 to “B” pool in 2016 and to “A” pool in 2017. In 2017 you would reach the “A” pool and you must apply to advance to the “Super A” pool for 2018. You must apply each year once reaching the “Super A” pool to stay in the “Super A” pool. Failure to apply will cause your pool status to fall to “A” pool status for the following year. You will remain in “A” pool until you apply again.

### **Common problems encountered when filling out an online big game draw application**

---

A common problem occurs when an applicant cannot be verified as a Saskatchewan resident. Information entered in your HAL account must be consistent with what is on your Saskatchewan Health Services Card (SHSC). For example, entering a nickname may cause you to fail the residency verification. Please enter your name as it appears on your SHSC.

To make sure you will not experience issues with being verified as a Saskatchewan resident; use the [Saskatchewan Residency Verification](#) feature available in your HAL web account. This feature allows you to test whether or not you can be successfully verified as having a valid SHSC. You can use this feature any time including prior to submitting your big game draw or purchasing a licence. If you cannot be successfully verified, you may be required to update your account information. Make sure your name, date of birth and gender are correct. To update your account go to the [Update Profile](#) page available in the [My Account](#) section of your web account.



Government of Saskatchewan

Sign In Or Create Account (I Do Not Currently Have A HAL #)

HOME MY ACCOUNT PURCHASE A LICENCE APPLY FOR DRAWS RESIDENCY VERIFICATION ISSUERS KEY DATES FAQ

## Saskatchewan Residency Verification

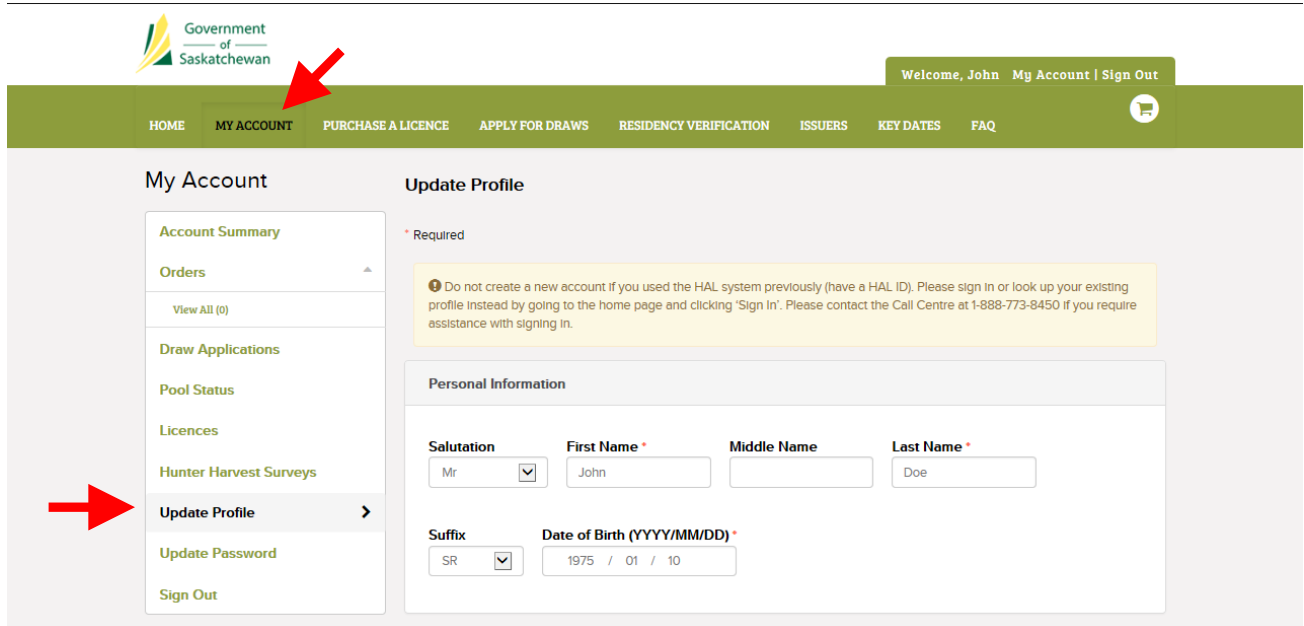
Use this service to confirm that Saskatchewan resident licences and big game draw applications will be available to purchase.

To ensure licence purchases and draw applications can be completed, all Saskatchewan residents can use this tool to verify valid Saskatchewan residency. Please ensure your name is exactly as it appears on your Saskatchewan Health Services Card (SHSC) and that your date of birth is entered correctly. You can update your account information by going to the 'My Account' section and clicking on 'Update Profile'. When ready to proceed, click the "Confirm Residency" button below.

Once you have successfully verified your residency, this process will not have to be repeated unless changes to your personal information are made. Please note that if Saskatchewan residency cannot be verified, you will not be able to purchase Saskatchewan resident licence privileges or apply for the big game draw.

Cancel Confirm Residency

© 2016 ACTIVE NETWORK, LLC AND/OR ITS AFFILIATES AND LICENSORS. ALL RIGHTS RESERVED. [Contact Us](#) - [Troubleshooting](#)



Government of Saskatchewan

Welcome, John My Account | Sign Out

HOME MY ACCOUNT PURCHASE A LICENCE APPLY FOR DRAWS RESIDENCY VERIFICATION ISSUERS KEY DATES FAQ

## My Account

- Account Summary
- Orders
  - View All (0)
- Draw Applications
- Pool Status
- Licences
- Hunter Harvest Surveys
- Update Profile
- Update Password
- Sign Out

## Update Profile

\* Required

Do not create a new account if you used the HAL system previously (have a HAL ID). Please sign in or look up your existing profile instead by going to the home page and clicking 'Sign In'. Please contact the Call Centre at 1-888-773-8450 if you require assistance with signing in.

### Personal Information

Salutation: Mr (dropdown)

First Name \*: John

Middle Name: (empty)

Last Name \*: Doe

Suffix: SR (dropdown)

Date of Birth (YYYY/MM/DD) \*: 1975 / 01 / 10

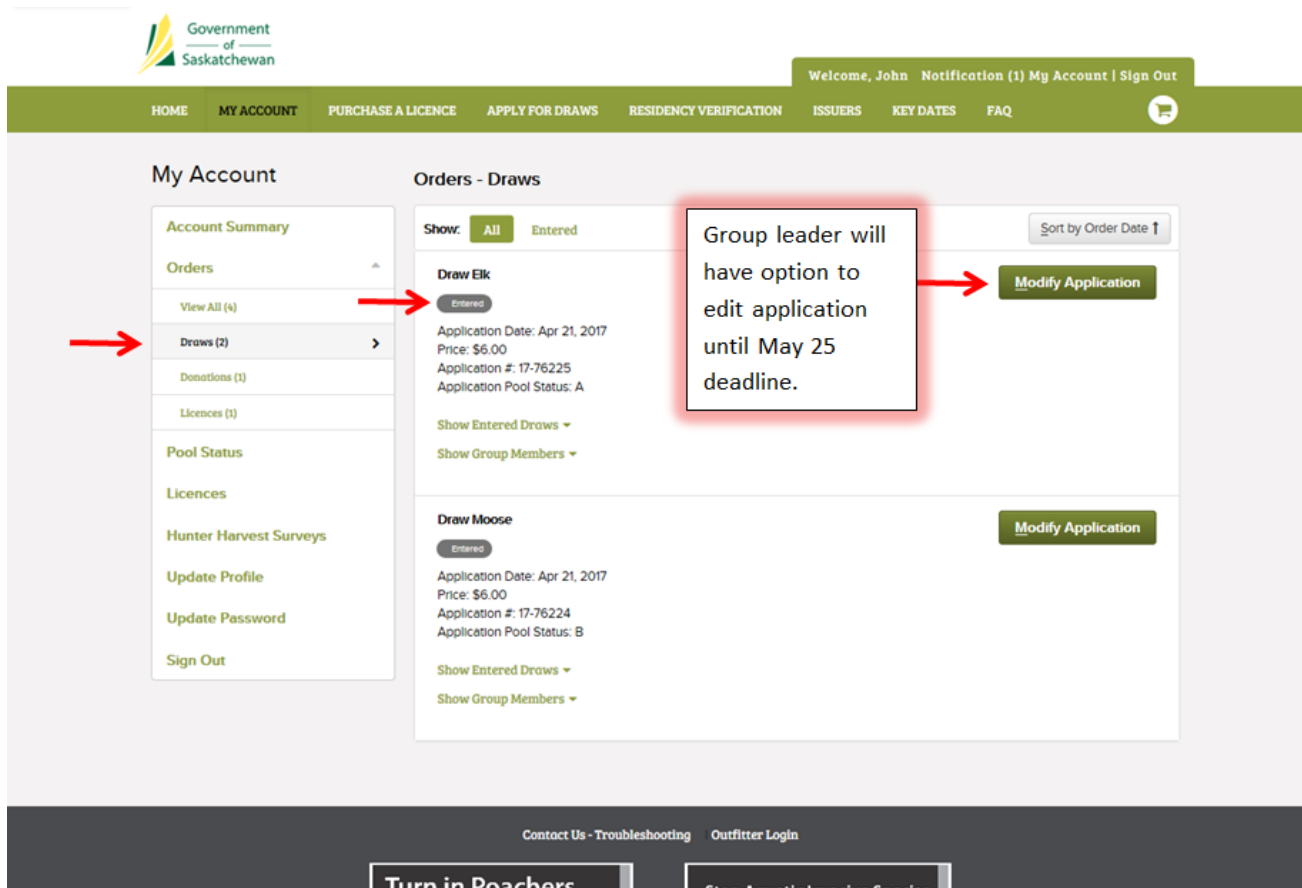
Applicants with names that have apostrophes, periods or hyphens often experience issues with being verified as a Saskatchewan resident. If your name has an apostrophe or period and you cannot be verified, try replacing the apostrophe or period with a space. If your name has a hyphen you may need to try adding or removing the hyphen. Also make sure you have not reversed your first name and last name, or the month and day of birth.

If you have confirmed that your account information is correct, contact eHealth to ensure your SHSC is valid. If you have recently changed addresses it may be possible that you have missed a renewal notice from eHealth and have had your health benefits suspended.

A common error made with submitting a big game draw application is selecting an undesirable hunt by mistake. Most often, this occurs when a hunt is selected for an antlerless only season when the hunter has intended to select the either-sex hunt for the same zone. Remember, elk, moose and pronghorn may have both antlerless only and either-sex seasons available for the same area. Hunt codes for antlerless only seasons are followed by an "A". Make sure you have read the current Big Game Draw Supplement, available online, for available hunts and corresponding season dates and bag limits. Also make sure you have reviewed your application(s) through your HAL web account prior to the deadline. If you are drawn for a hunt you did not intend on selecting, you cannot forfeit your licence to have your pool status reinstated and will not be eligible for a regular licence for that species.

Problems may occur if the back button on internet browser is used, particularly if the application has already been added to the shopping cart. This may result in changes to the application not being saved. If you need to edit your application, use the [Edit Choices](#) or [Add/Edit Group Members](#) links that are provided on the application details page. If the application is already added to the shopping cart and you need to make changes to your application, use the [Edit Application](#) link to return to previous pages.

Make sure your big game draw application(s) has been successfully submitted. Once you have submitted your application, you can review and update your submitted applications in the [Draw Orders](#) section from the [My Account](#) menu.



The screenshot shows the 'My Account' page with a sidebar on the left and a main content area on the right. The sidebar includes links for 'Account Summary', 'Orders', 'Donations (1)', 'Licences (1)', 'Pool Status', 'Licences', 'Hunter Harvest Surveys', 'Update Profile', 'Update Password', and 'Sign Out'. The 'Orders - Draws' section displays two applications: 'Draw Elk' and 'Draw Moose'. The 'Draw Elk' application is highlighted with a red box, and a text box next to it states: 'Group leader will have option to edit application until May 25 deadline.' A red arrow points from the 'Draws (2)' link in the sidebar to the 'Draw Elk' application, and another red arrow points from the text box to the 'Modify Application' button for that application.

### What happens after applications are submitted?

After the May 25 application deadline, information from the application is reviewed to ensure all applicants are eligible. Applications with group members who fail the verification process, have been suspended from hunting in Saskatchewan, have submitted more than one application for the same species or have provided false information will be rejected from the draw. For the big game draw, either-sex mule deer and antlerless mule deer are treated as two separate species. Hunters can submit one application for each.

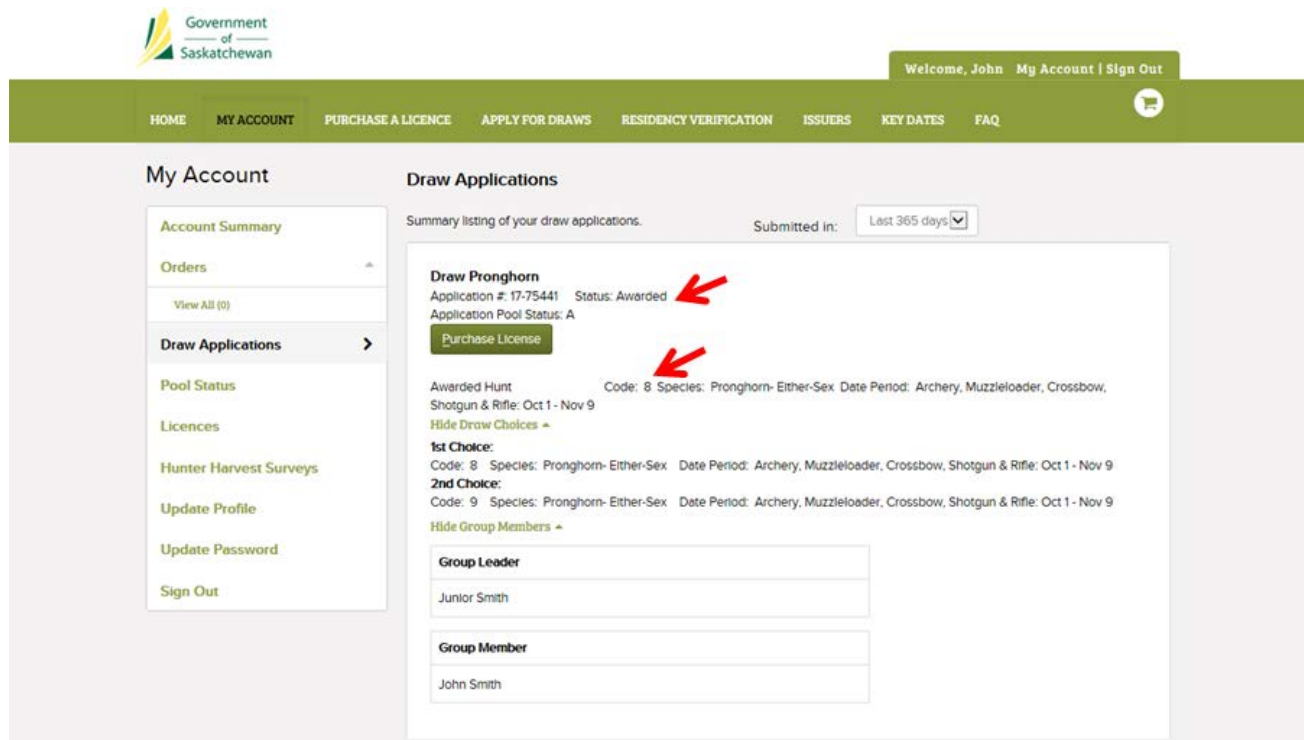
Licence quotas, based on a determination of allowable harvest, are entered into the program for each hunt by species. The computer then randomly selects applications by species, beginning with "Super A" pool and continues to the "A" pool, etc. until all licences have been allocated. By mid-June, big game draw results are posted and are accessible through the HAL system. Emails will be sent to the group leader of each application indicating their draw result. Please ensure that the email you provided with your HAL account is correct so that the email can be successfully delivered. Awarded licences may be purchased beginning August 1, 2017.



### How can I check the status of my application(s) and check my draw results?

All hunters are responsible for confirming that they have successfully submitted their application and for checking their draw result(s). You can submit, review, and check the result of your big game draw application online through your HAL web account. Through your account will be able to see your current big game draw applications including the zones you selected, your pool status, whether or not you were drawn, and, if drawn, the hunt you were drawn for. If you require assistance with accessing your account or you do not have internet access, you can visit a Ministry of Environment office or call 1-855-848-4773.

Once the draw has been run and results have been posted, a notice will be posted on the website informing hunters that big game draw results are available. You may then sign into your HAL account to review the status of your applications by visiting the [Draw Orders](#) page from the [My Account](#) menu.



The screenshot shows the HAL web account interface. At the top, there is a navigation bar with the Government of Saskatchewan logo and a user greeting: "Welcome, John My Account | Sign Out". Below this is a main navigation menu with links for HOME, MY ACCOUNT, PURCHASE A LICENCE, APPLY FOR DRAWS, RESIDENCY VERIFICATION, ISSUERS, KEY DATES, and FAQ. The main content area is divided into two sections: "My Account" and "Draw Applications".

The "My Account" section on the left contains a vertical list of links: Account Summary, Orders (with a sub-link "View All (0)"), Draw Applications (highlighted with a right-pointing arrow), Pool Status, Licences, Hunter Harvest Surveys, Update Profile, Update Password, and Sign Out.

The "Draw Applications" section on the right has a sub-header "Summary listing of your draw applications." and a "Submitted in:" dropdown menu set to "Last 365 days". The main content area displays details for a "Draw Pronghorn" application. The application number is 17-75441 and the status is "Awarded", with a red arrow pointing to this status. Below the application number is a "Purchase License" button, also with a red arrow pointing to it. The application pool status is "A".

Further details include: "Awarded Hunt: Shotgun & Rifle: Oct 1 - Nov 9", "Code: 8 Species: Pronghorn- Either-Sex Date Period: Archery, Muzzleloader, Crossbow", and "Hide Draw Choices". It also lists "1st Choice" and "2nd Choice" with their respective codes, species, and date periods. At the bottom, there are sections for "Group Leader" (Junior Smith) and "Group Member" (John Smith).

## If I am drawn, how do I get my licence?

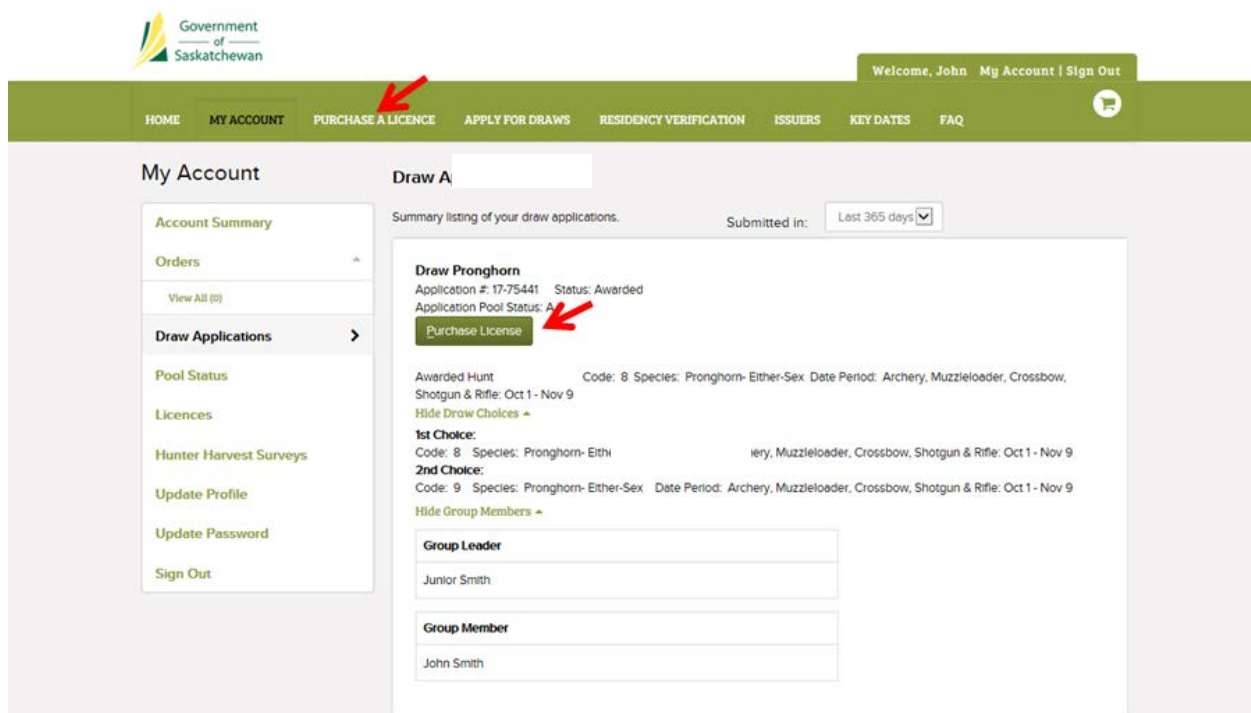
If you are successfully selected in the draw, your licence will be available to you through the automated licensing service; **it will not be automatically mailed to you**. Licences will be available to purchase beginning August 1.

**All individual big game draw applicants who are drawn will be required to purchase their licence(s) through the HAL system using one of the following methods:**

- \*online through your personal HAL web account;
- through a private issuer, Ministry of Environment or select provincial park office; or
- order by phone at 1-888-848-4773 (8:00 am to 9:00 pm CST) or through your web account (if you do not have seals).

**\*Note** - Seals/tags must be obtained from a private issuer, Ministry of Environment office, select provincial park office, or by ordering online or by phone (allow up to 10 days for mail delivery) prior to purchasing a licence from home. You will be required to enter your seal number to complete the purchase. If you do not already have seals you may still order your licence online but will need to wait for your licence to be delivered by mail. If ordering, please double check your mailing address to avoid issues with mail delivery.

If purchasing your licence(s) through your HAL web account, there are two ways to add your licence(s) to your shopping cart. You can either select [Purchase a Licence](#) from the options at the top of the page or visit the [Draw Orders](#) page of the [My Account](#) menu.



Government of Saskatchewan

Welcome, John My Account | Sign Out

HOME MY ACCOUNT **PURCHASE A LICENCE** APPLY FOR DRAWS RESIDENCY VERIFICATION ISSUERS KEY DATES FAQ

### My Account

- Account Summary
- Orders
- Draw Applications**
- Pool Status
- Licences
- Hunter Harvest Surveys
- Update Profile
- Update Password
- Sign Out

### Draw A

Summary listing of your draw applications. Submitted in: Last 365 days

**Draw Pronghorn**  
Application #: 17-75441 Status: Awarded  
Application Pool Status: A

Awarded Hunt Code: 8 Species: Pronghorn- Either-Sex Date Period: Archery, Muzzleloader, Crossbow, Shotgun & Rifle: Oct 1 - Nov 9  
[Hide Draw Choices](#)

**1st Choice:**  
Code: 8 Species: Pronghorn- Eithery, Muzzleloader, Crossbow, Shotgun & Rifle: Oct 1 - Nov 9

**2nd Choice:**  
Code: 9 Species: Pronghorn- Either-Sex Date Period: Archery, Muzzleloader, Crossbow, Shotgun & Rifle: Oct 1 - Nov 9  
[Hide Group Members](#)

**Group Leader**  
Junior Smith

**Group Member**  
John Smith

Be aware that if you are drawn you will not be eligible to purchase a regular licence for that species and you will drop to “C” pool for the following year, regardless of whether or not you have purchased your big game draw licence.

### Tips and key points to remember

---

- All applicants are required to have a HAL ID in order to apply for the big game draw. The HAL ID and date of birth must be entered for all applicants being added to an application.
- You must apply for the big game draw online through your HAL web account.
- Don't assume that nothing has changed in the draw information from the previous year; information (new zones, quotas, hunt designations, etc.) can change annually, **so please read the draw information carefully**. Draw information is found in the Saskatchewan Big Game Draw Supplement, available from the Government of Saskatchewan website ([saskatchewan.ca/hunting](http://saskatchewan.ca/hunting)).
- You can review your pool status through your HAL web account at any time.
- **Do not wait until the last minute** to submit your application. If there are complications with submitting your application it may take time to sort out the problem.
- Avoid disappointment! If possible, have one member of your hunting party, other than the person who completed the application, verify the application for completeness and accuracy. Remember, you can review your application through your HAL web account at any time.
- Only proper hunt designations listed in the current Saskatchewan Resident Big Game Draw Supplement will be accepted for application to the big game draw. **Hunt designations with an “A” following the zone number are for antlerless only seasons.**
- The maximum number of hunters on each application is four. Either all applicants on the application will be drawn (because it is the application that is drawn) or all applicants will not be drawn. There are no exceptions to allow for more than four applicants on an application.
- The big game draw randomly selects applications not applicants when drawing successful hunters. There is no statistical benefit to applying with more hunters on a single application. An application with one hunter has the same odds of being drawn as an application with four hunters.
- An individual can only submit one application per species. For example, if an individual puts in two separate applications for elk in 2017, both applications will be rejected from the draw.
- For elk and moose, you can apply for both either-sex and antlerless seasons on the same application. For example, you may wish to choose the either-sex season as your first hunt choice (e.g. hunt designation 42E) and the antlerless season as your second choice (e.g. zone designation 42EA). That way, once you are drawn priority is given to the either-sex season, but if all either-sex licences are allocated and a portion of antlerless licences remain unallocated you will be drawn for antlerless. However, be aware that you are only assigned to only one pool status for the species (i.e. you are not in separate pools for either-sex and antlerless) and if you are drawn you will be placed in “C” Pool the following year.
- Antlerless mule deer is treated as a separate species for the draw; therefore separate applications are required to apply for mule deer and antlerless mule deer.
- If an applicant wishes to advance their “A” pool to “Super A”, or maintain their “Super A” status but does not want to be drawn for a particular species, select WMZ “99” on the draw application form.

- All applications for youth antlerless mule deer are placed in the “Super A” pool; therefore, zone 99 is not an option for youth applications.
- Individuals automatically move through the “C” and “B” pools; you need not apply.
- **Licences will not be mailed to successful applicants. All successful applicants will be required to purchase their licence through the HAL system using one of the following methods:**
  - online through your personal computer by signing into your web account;
  - at a Ministry of Environment or select provincial park office;
  - at a private licence issuer;
  - or order by phone at 1-855-848-4773 or through your online web account (if you do not have seals).
- Once you are drawn you **cannot forfeit your licence and regain your pool status** regardless of whether you purchase your licence or not. Refunds and pool status reinstatements are only issued for medical reasons and emergency situations that prevent the individual from being able to hunt.
- If you are drawn, you will not be eligible for a regular licence for that species and will move to “C” pool for the following year, regardless of whether or not you have purchased your awarded draw licence.

For further information about the Saskatchewan big game draw, you may contact: Fish and Wildlife Branch, Saskatchewan Ministry of Environment, 4<sup>th</sup> Floor, 3211 Albert Street, Regina, Saskatchewan, S4S 5W6, call 1-800-567-4224 or email [Centre.Inquiry@gov.sk.ca](mailto:Centre.Inquiry@gov.sk.ca).