

Weights and Dimensions Administration Manual

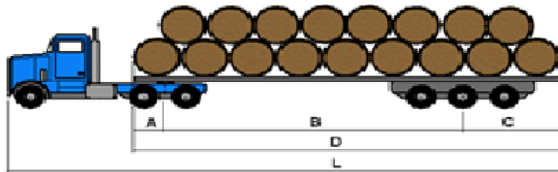
Section:
DIVISIBLE LOADS

Subject:
BALES

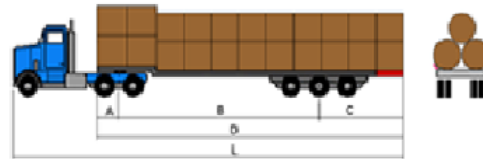
DEFINITION - Bales made of straw or hay. Examples of configurations are for reference purposes.

PERMIT LIMIT

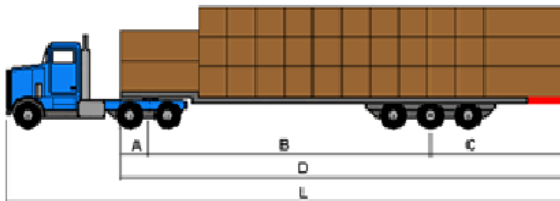
Truck Semi Trailer - Round Bales Loaded Crosswise



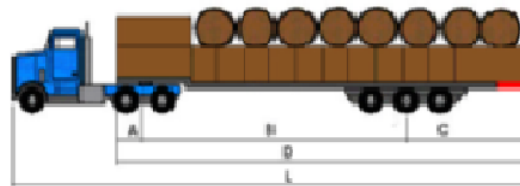
Tractor Semi Trailer - Round Bales Loaded Pipestyle



Tractor Semi Trailer - Rectangular Bales



Tractor Semi Trailer - Rectangular and Round Bales in Combination



Tractor Semi Trailer - Other Loading Combinations



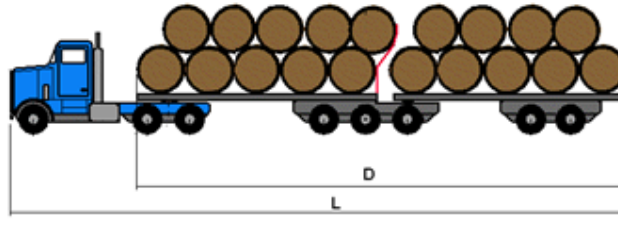
DIMENSION	LIMIT
Overall Length (L)	Max. 23.0 m, 23.5 with tridem drive truck tractor Max. 25.0 m with bulkheads, 25.5 m with tri-drive truck tractors and trailer with bulkheads
Overall Width	<ul style="list-style-type: none"> Max. 3.85 m loaded Max. 3.05 m empty Hayracks for pipestyle max 3.5 m empty
Overall Height	Max. 4.8 m plus 0.2 m enforcement tolerance for loose material
TRACTOR	Regulated Limits
SEMI-TRAILER	
Length (D)	Max. 16.2 m Max 18.4 m with bulkheads
Wheelbase (B)	Min. 6.25 m/Max. 12.5 m
Front of Load to Kingpin (A)	Max. 2.0 m
Effective Rear Overhang (C)	Max. 35% of wheelbase (Max. of 4.4 m)
Tandem Axle Spread	Min. 1.2 m/Max. 1.85 m
Tridem Axle Spread	Min. 2.4 m/Max. 3.7 m
Track Width	Min. 2.5 m/Max. 2.6 m

Weights and Dimensions Administration Manual

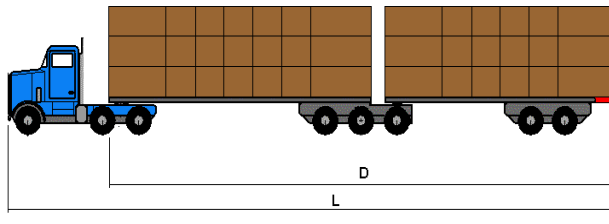
Section:
DIVISIBLE LOADS

Subject:
BALES

A, B, or C Train – Round Bales Loaded Crosswise



A, B, or C Train – Rectangular Bales



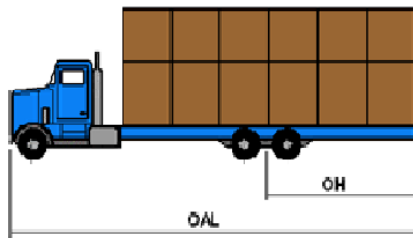
DIMENSION		LIMIT
Overall Length (L)		Max. 27.5 m B-trains, Max. 26.0 m for A and C trains
Overall Width (outside to outside of load or vehicle)		<ul style="list-style-type: none"> • Max. 3.85 m loaded • 3.05 m empty, • Hayracks for pipestyle max 3.5 m empty
Overall Height (ground to top of load)		Max. 4.8 m plus 0.2 m enforcement tolerance for loose material
Box Length (D)		Max. 20.0 m for A, B, & C-trains Max 22.0 m - B-trains meeting bulkhead requirements
TRACTOR		Regulated Limits
SEMI TRAILER	LEAD SEMI TRAILER	SECOND SEMI TRAILER
Wheelbase	Min. 6.25m	Min. 6.25 m
Front of Load to Kingpin	Max. 1.5 m	N/A
Tandem Axle Spread	Min. 1.2 m/Max. 1.85 m	Min. 1.2 m/Max. 1.85 m
Tridem Axle Spread	Min. 2.4 m/Max. 3.1 m	Min. 2.4 m/Max. 3.1 m
Track Width	Min. 2.5 m/Max. 2.6 m	Min. 2.5 m/Max. 2.6 m
Hitch Offset for A & C-train	Max. 1.85 m	N/A
Fifth Wheel Position for the B-train	Max. 0.3 m behind centre of the rearmost axle on the semi-trailer	
Clearance Between Trailers	Min. 1.0 m	
Sum of trailer Wheelbases for B-train	Max. 17.0 m	

Weights and Dimensions Administration Manual

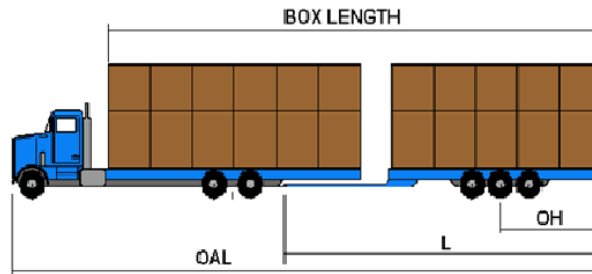
Section:
DIVISIBLE LOADS

Subject:
BALES

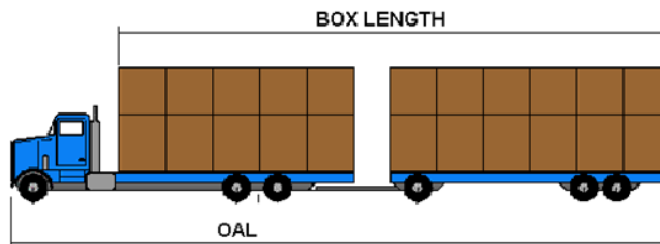
STRAIGHT TRUCK



STRAIGHT TRUCK WITH PONY TRAILER



STRAIGHT TRUCK WITH FULL TRAILER



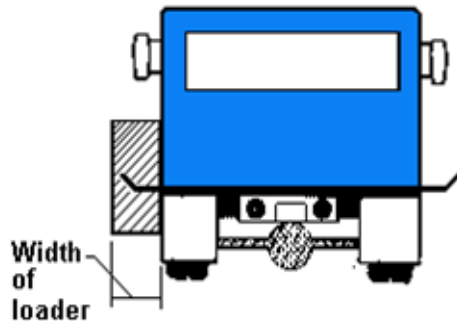
DIMENSION	STRAIGHT TRUCK	STRAIGHT TRUCK WITH PONY TRAILER	STRAIGHT TRUCK WITH FULL TRAILER
Overall Length (OAL)	Max. 12.5 m	Max. 23.0 m	Max. 23.0 m
Overall Width	Max. 3.85 m for round bales Max. 3.05 m with 0.2 m enforcement tolerance for spread of loose material for rectangular bales		
Max width of empty hayrack	Max width empty 3.05 m cross-wise or 3.5 m pipe style		
Overall Height	Max. 4.8 m with 0.2 m enforcement tolerance for spread of loose material for round or rectangular bales		
Effective Rear Overhang	Max. 4.0 m	N/A	N/A
TRAILER		PONY TRAILER	FULL TRAILER
Length	N/A	Max. 12.5 m	Max. 12.5 m
Box Length	N/A	Max. 20.0 m	Max. 20.0 m
Effective Rear Overhang	N/A	Max. 4.0 m	N/A
Hitch Offset on Truck	N/A	Max. 1.8 m	Max. 1.8 m

Weights and Dimensions Administration Manual

Section:
DIVISIBLE LOADS

Subject:
BALES

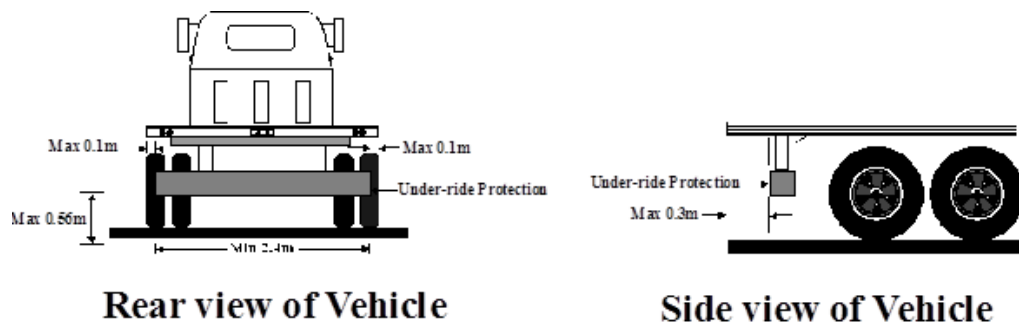
SELF LOADING BALE TRUCKS and SELF LOADING BALE TRUCKS WITH PONY TRAILERS



DIMENSION	SELF LOADING	WITH PONY TRAILER
Overall Length (OAL)	Max. 14.0 m	Max. 23.0 m
Overall Width	Max. 3.85 m	
Width with empty hayrack	Max. 3.5 m	
Overall Height	Max. 4.8 m plus 0.2 m enforcement tolerance	
Effective Rear Overhang	Max. 6.0 m	N/A
TRAILER		PONY TRAILER
Length	N/A	Max. 12.5 m
Box Length	N/A	Max. 20.0 m
Effective Rear Overhang	N/A	Max. 4.0 m
Hitch Offset on Truck	N/A	Max. 1.8 m

- 1) All vehicles other than those with a hoist must have under-ride protection if they are over length. The under-ride protection shall be mounted on the vehicle as shown in the diagrams below as follows: a) The under-ride protection or rear bumper must be located within 0.3 m of the back of the truck deck and be a minimum of 2.4 m in length. The maximum height off the ground is 0.56 m and it must extend to within 0.1 m of the deck width.

FIGURE 2 UNDER-RIDE PROTECTION



Weights and Dimensions Administration Manual

Section:
DIVISIBLE LOADS

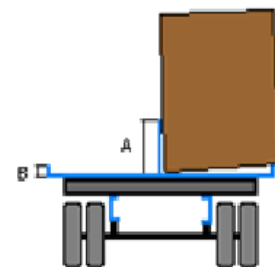
Subject:
BALES

Bulkhead Requirements (Round Bales):

- Box length permits are available for a maximum of 22.0 m for B-trains that comply with the requirements for front and rear bulkheads, center bulkheads and longitudinal edge rails to support the load. Box length permits are not available for A or C-trains.
- Front & rear bulkheads supporting the lower layer of round bales must extend at least 0.6 m above the deck.
- Bulkheads supporting the lower and upper layers of round bales must extend at least 2.4 m above the deck. Double-high bulkhead may only be used at one end of the trailer because the number of bales on the upper layer cannot exceed the number on the lower layer.



- Center bulkheads (A) consist of a horizontal rail running the length of the trailer and supported at intervals by vertical supports.
- The bulkhead must be at least 0.6 m above the deck of the trailer and ideally should extend into the upper layer of bales.
- It must be made of a minimum 50 mm round or square metal tubing.
- When bales are loaded, they must make contact with the bulkhead.
- Edge rails (B) must be located as close to the deck or rack as possible.
- Top of rail must be at least 0.1 m above the top of the deck or rack.
- The rail must be of sufficient strength to support the bales.



<h1>Weights and Dimensions Administration Manual</h1>	<p>Section: DIVISIBLE LOADS</p>
	<p>Subject: BALES</p>

PERMIT CONDITIONS

- Vehicle must be inspected and comply with the Periodic Motor Vehicle Inspection (PMVI) Standards.
- The trailer must be able to be reduced to the original manufactured width when empty if side extensions are to be used. If the vehicle has been remanufactured or the extensions have been added after the original manufacture date, the additions or extensions must be inspected by a person familiar with the standards, and qualified to do PMVI inspection.
- Bales shall be supported so no more than 1/3 of any bale extends beyond the edge of the deck.
- The following travel restrictions apply:
 - No travel after sunset for vehicles or loads exceeding 3.85 m wide;
 - For direct highway crossing;
 - No amber rotating lights or flashing beacons are required;
 - No over-dimension signs are required; and
 - No escort vehicles are required.
- Vehicles must comply with the signage and lighting requirements.
- The number of bales on the upper layer shall not exceed the number of bales on the lower layer.
- **All round bales** shall be contained either by bulkheads at the front and rear of the trailer or by cross-tying all corner bales to prevent shifting.

PERMIT AVAILABILITY

- Overweight permits are only available for steering axles of self-loading bale trucks, provided the payload does not contribute to the overweight.
- Except for the dimensions identified above, the vehicles must comply with all dimensions identified in *The Vehicle Weight and Dimension Regulations*.

Signage and Lighting Requirements

All Vehicles:

- Must adhere to the signage, lighting and dimension requirements set out in WDAM 901.
- The rear amber beacon on self-loading bale trucks and trailers required at the centre of the load may be replaced with two amber beacons, one located on each side of the load at the rear.